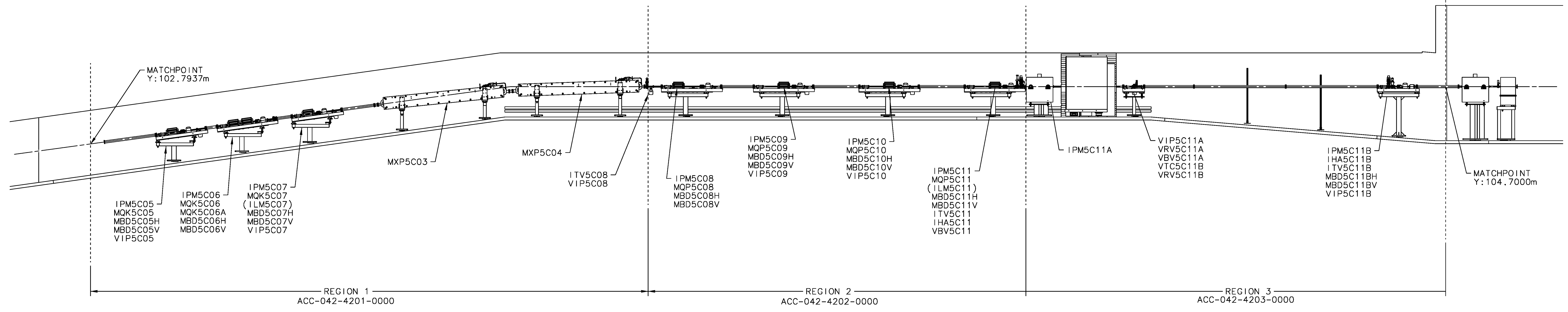
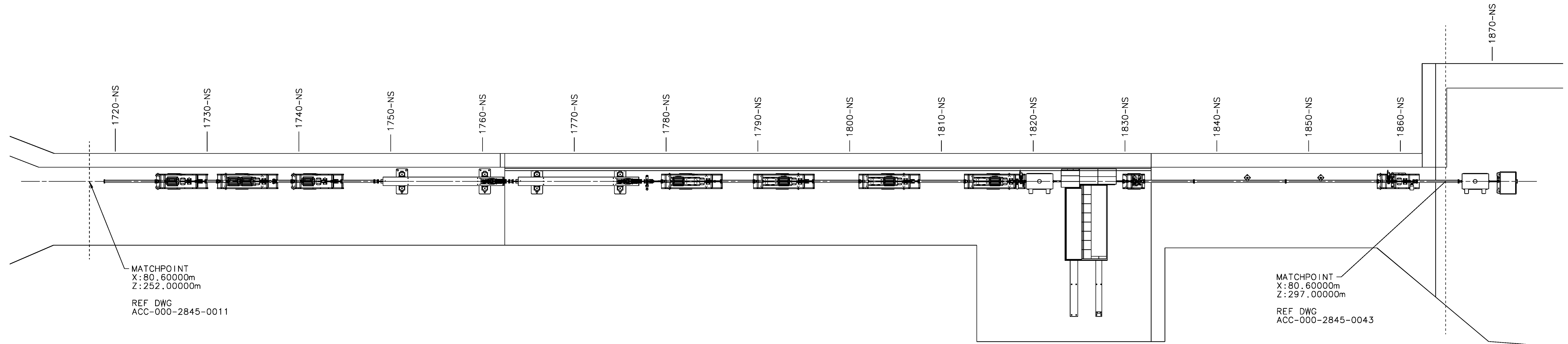


REVISION HISTORY				
ZONE	REV	DESCRIPTION	DATE	APPROVED
A	1	REMOVED VTC5C11, VTC5C11A CHANGED TO VTC5C11. SWAPPED ORDER OF ITV5C11A & IHA5C11A. REMOVED GIRDER ASSY NUMBERS.	11FEB15	T. ALLISON
	2		11FEB15	M. BEVINS
	3		11FEB15	T. LARRIEU
B	1	ADDED: ILM5C07 AND ILM5C11. ADJUSTED NAMING OF DIAG GIRDERS TO REFLECT 'A' AND 'B' GIRDERS.	10SEP15	M. BEVINS
	2		10SEP15	T. LARRIEU
	3		10SEP15	S. SUHRING



LEGEND

(INDICATING LOWEST ENERGY LINE SHOWN)

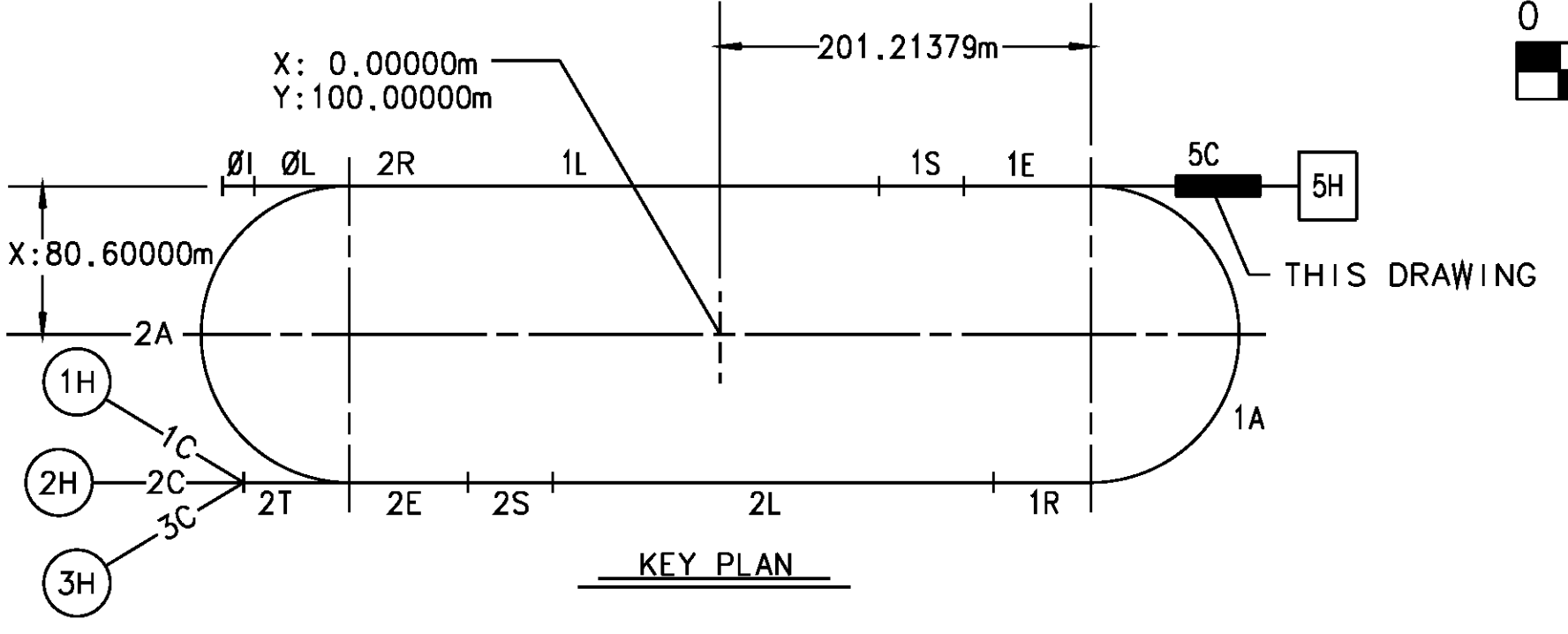
∅1 INJECTOR	2A 2ND ARC
∅L PRE-ACCELERATOR	2T TRANSPORT CHANNEL 2
2R 2ND RECOMBINER	1C TRANSPORT CHANNEL TO HALL A
1L 1ST LINAC	1H HALL A
1S 1ST SPREADER	2C TRANSPORT CHANNEL TO HALL B
1E 1ST EXTRACTOR	2H HALL B
1A 1ST ARC	3C TRANSPORT CHANNEL TO HALL C
1R 1ST RECOMBINER	3H HALL C
2L 2ND LINAC	5C TRANSPORT CHANNEL TO HALL D
2S 2ND SPREADER	5H HALL D
2E 2ND EXTRACTOR	

DIMENSION UNITS

XX.XXm = METERS
 (XX.XX) = INCHES
 XXX.XX = DECIMAL FEET
 XX-XX* = FEET - INCHES

GENERAL NOTES:

- *XXXXXX* DENOTES ELEMENTS WITH POWER REMOVED.
- () DENOTES ELEMENTS NOT IN THE BEAM LINE.
- SINGLE OP MAGNET IS POSITIONED IN DOWN BEAM LOCATION ON DOUBLE QUAD GIRDERS.



AREA	SIGNATURE	DATE	AREA	SIGNATURE	DATE
CASA	M. SPATA		VAC	J. HECKMAN	
INST	N. WILSON		DIA	M. SPATA	
CED	T. LARRIEU		MAG	T. HIATT	
			OPS	S. SUHRING	
			ALIGN	C. CURTIS	
			MEG	T. MICHALSKI	
			PWR	W. MERZ	

UNITED STATES DEPARTMENT OF ENERGY
Jefferson Lab
 Continuous Accelerator Facility

APPROVALS: C. DUBBE (09NOV13), M. BEVINS (09NOV13), T. LARRIEU (09NOV13), S. SUHRING (09NOV13)

DATE: 09NOV13

ACC MACHINE CONFIGURATION BEAM TRANSPORT LINE "D" SHIELD WALL

ACC-000-2845-0042

SCALE: 1/4" = 1'-0"

SHEET 1 OF 1