



NuPRISM:
An Experimental Method to
Remove Neutrino-Nucleus
Uncertainties from Oscillation
Experiments




Mike Wilking
Stony Brook University
Lepton-Nucleus Scattering XIV
June 27th, 2016

precision
reaction
independent
spectrum
measurement

NuPRISM:

An Experimental Method to Remove Neutrino-Nucleus Uncertainties from Oscillation Experiments

Mike Wilking
Stony Brook University
Lepton-Nucleus Scattering XIV
June 27th, 2016



Neutrino Mixing

Flavor States

Mass States

Note: $c_{ij} = \cos(\theta_{ij})$, $s_{ij} = \sin(\theta_{ij})$

$$\begin{pmatrix} \nu_e \\ \nu_\mu \\ \nu_\tau \end{pmatrix} = \begin{pmatrix} 1 & 0 & 0 \\ 0 & c_{23} & s_{23} \\ 0 & -s_{23} & c_{23} \end{pmatrix} \times \begin{pmatrix} c_{13} & 0 & s_{13}e^{-i\delta} \\ 0 & 1 & 0 \\ -s_{13}e^{i\delta} & 0 & c_{13} \end{pmatrix} \times \begin{pmatrix} c_{12} & s_{12} & 0 \\ -s_{12} & c_{12} & 0 \\ 0 & 0 & 1 \end{pmatrix} \times \begin{pmatrix} e^{i\alpha_1}/2 & 0 & 0 \\ 0 & e^{i\alpha_2}/2 & 0 \\ 0 & 0 & 1 \end{pmatrix} \times \begin{pmatrix} \nu_1 \\ \nu_2 \\ \nu_3 \end{pmatrix}$$

"Atmospheric ν "

(Super-K, K2K, MINOS)
 $\theta_{23} = 45^\circ \pm 6^\circ$ (90% C.L.)

"Reactor ν "

(Daya Bay, RENO,
 Double CHOOZ)
 $\theta_{13} = 9.0^\circ \pm 0.5^\circ$

"Solar ν "

(SNO, KamLAND)
 $\theta_{12} = 33.9^\circ \pm 1.0^\circ$

Majorana
 phases;
 Not yet
 observed

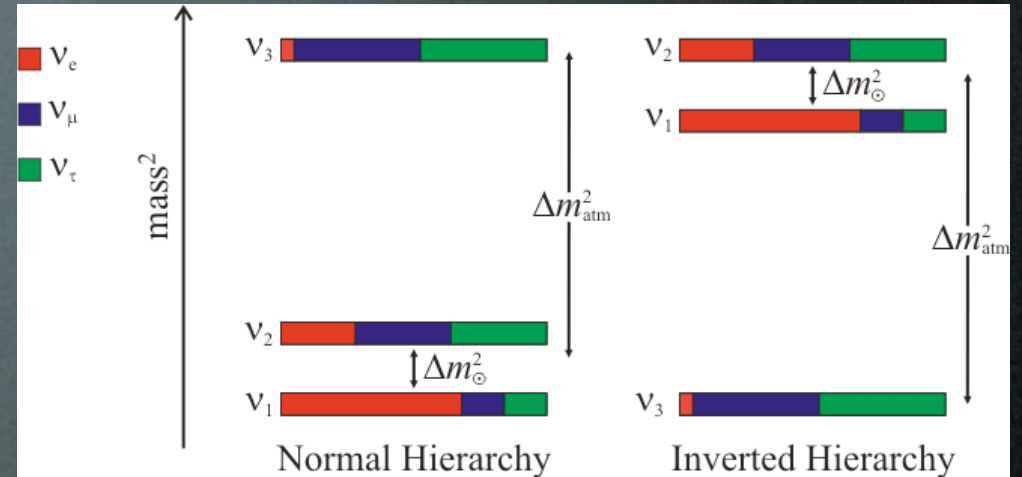
- All 3 neutrino mixing angles are now well known
 - Largest uncertainty is in θ_{23} (may still be maximal)
- Main focus of current and next generation long baseline neutrino experiments is to measure δ_{CP}
- Additional goals include further improvements to mixing angles and mass splitting (e.g. Δm_{32}^2), and the determination of the neutrino mass hierarchy ($m_3 > m_2$ or $m_2 > m_3$?)

Neutrino Oscillations

- Lowest order oscillations terms are only sensitive to m^2 differences

- We do not know whether $\Delta m^2_{31} > 0$ or $\Delta m^2_{31} < 0$

- **Neutrino Mass Hierarchy**



- Flavor composition oscillates as a **function of distance, L**

- Wavelength $\propto E/\Delta m^2$

- **Amplitude** of the oscillation is given by the **mixing angles**

- Oscillation probabilities can be greatly simplified by expanding in small parameters

- $\Delta m^2_{21}/\Delta m^2_{31}$ ($\approx 1/30$)

- $\sin^2 \theta_{13}$ ($\approx 1/10$)

$$P_{\alpha\beta} = \delta_{\alpha\beta} - 4 \sum_{i>j} \Re[U_{\beta i} U_{\alpha i}^* U_{\beta j}^* U_{\alpha j}] \sin^2 \left(\frac{\Delta m^2 L}{4E} \right) + 2 \sum_{i>j} \Im[U_{\beta i} U_{\alpha i}^* U_{\beta j}^* U_{\alpha j}] \sin \left(\frac{\Delta m^2 L}{2E} \right)$$

Expand in $(\Delta m^2_{21}/\Delta m^2_{31})$ and $\sin^2 \theta_{13}$

ν_μ disappearance

$$P_{\mu \rightarrow \mu} \approx 1 - \sin^2 2\theta_{23} \sin^2 \left(\frac{\Delta m^2_{31} L}{4E} \right)$$

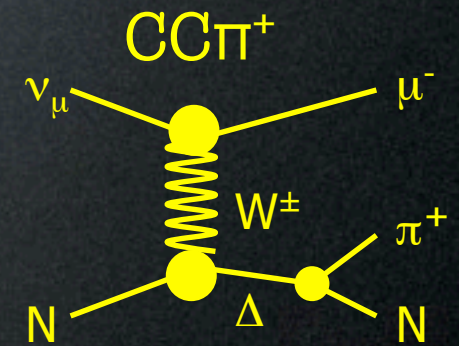
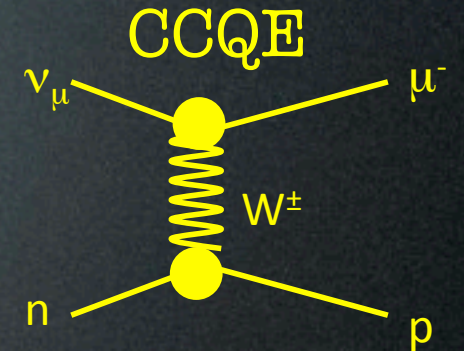
ν_e appearance

$$P_{\mu \rightarrow e} \approx \sin^2 2\theta_{13} \sin^2 \theta_{23} \sin^2 \left(\frac{\Delta m^2_{31} L}{4E} \right)$$

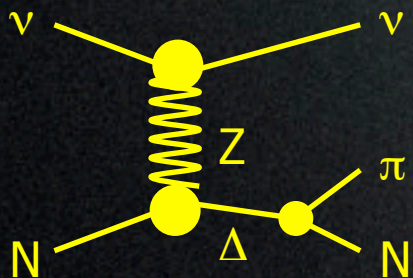
Neutrino Interactions @ \sim GeV

(Circa 2009)

- Charged Current Quasi-Elastic (CCQE)
 - Neutrino flavor is tagged by outgoing lepton
 - Often the signal mode for oscillation experiments
- Charged Current Pion Production (CC π^+)
 - Comparable cross section to CCQE at 1 GeV
 - Background to CCQE-based oscillation searches



NC π



- Neutral Current Pion Production (NC π)
 - NC π^0 produces 2 photons
 - Can be misidentified as an electron
 - NC π^+ produces a single charged track
 - Can be misidentified as either a muon or electron
- Deep Inelastic Scattering (DIS) turns on around 2 GeV

Each of these interactions have only a few free parameters, so detectors were designed to simply constrain those parameters

ν Oscillation Experiments vs e^- Scattering Experiments

- In ν oscillation experiments, we are trying to understand the **probe** (ν), not the **target** (p, n, A)

- The physics of the target can be considered a nuisance

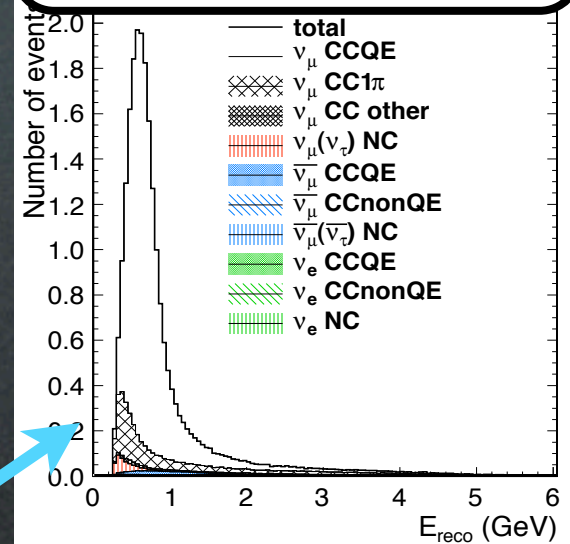
- Unfortunately, ν experiments require a large target mass, so nuclear targets are unavoidable

- ν oscillation experiments consist of a **near detector** (measure unosc. spectrum) and a **far detector** (measure osc. spectrum)

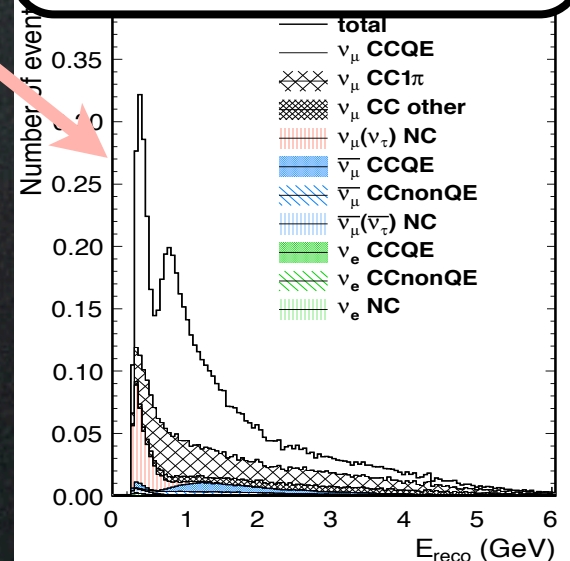
- Near detector design goal:** minimize uncertainties at the far detector due to uncertainties in neutrino-nucleus interactions

- Especially nuclear effects**

Near Detector Spectrum




Far Detector Spectrum



Long-Baseline Neutrino Experiments (e.g. T2K)

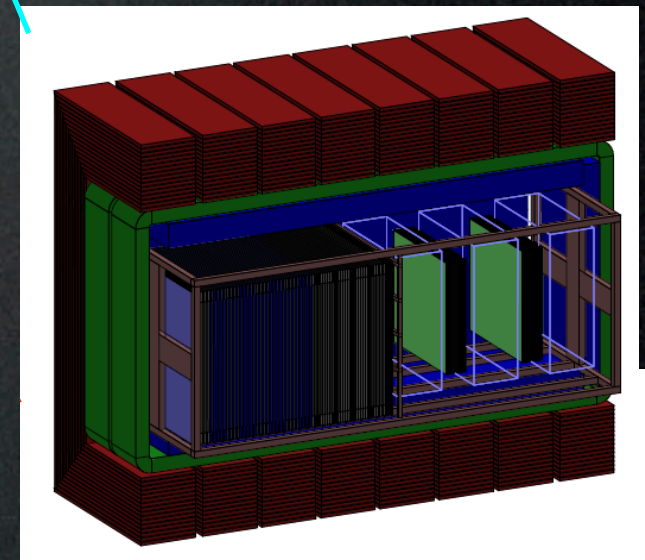
Super-K Detector



J-PARC Accelerator

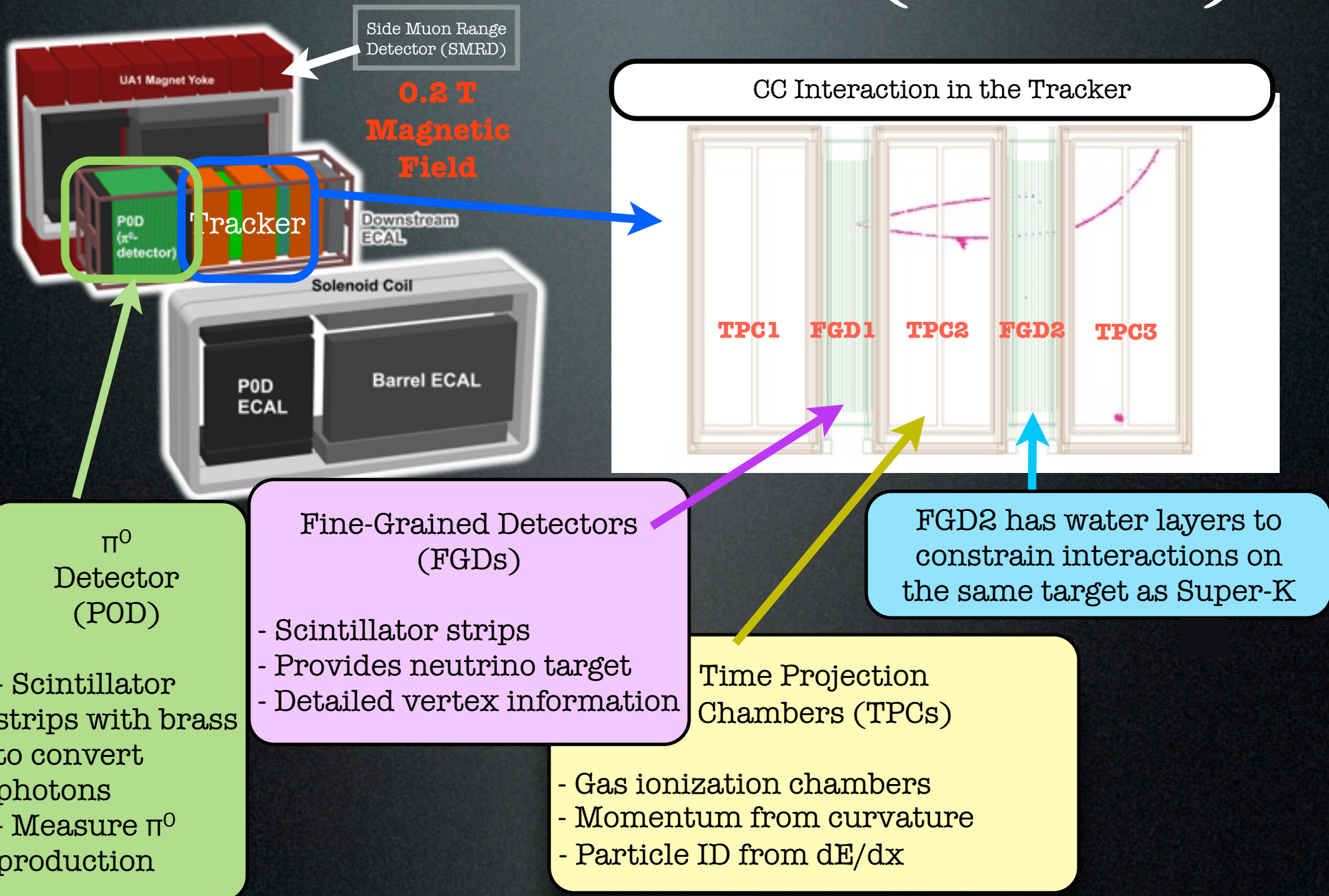


Near Detector

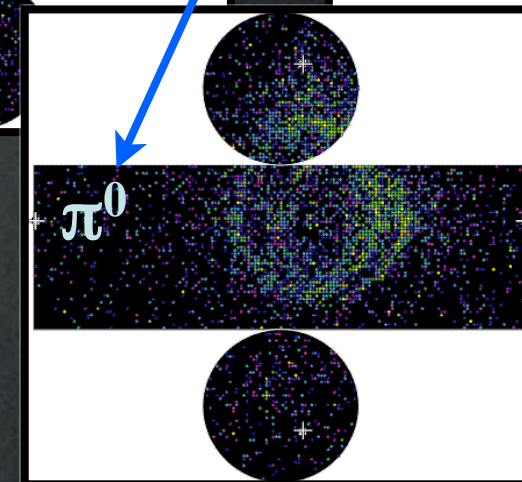

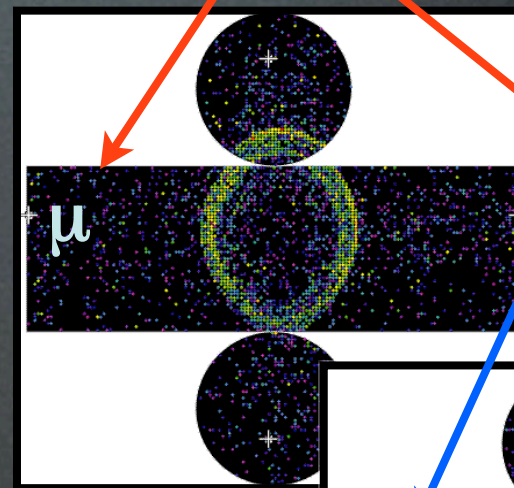
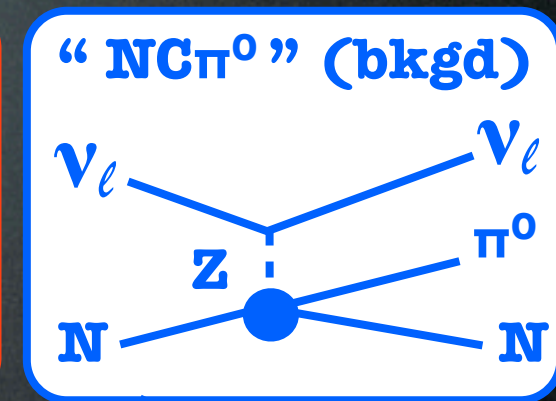
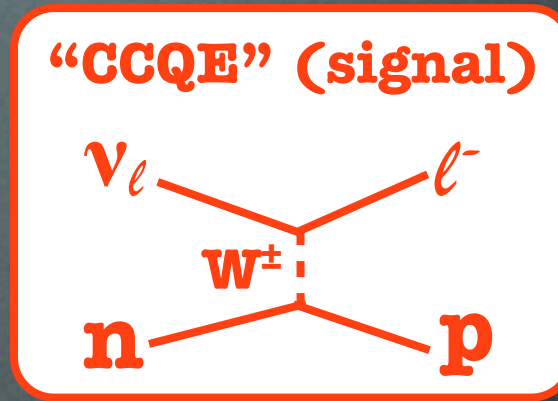



- The T2K experiment searches for neutrino oscillations in a **high purity ν_μ beam**
- A **near detector** located 280 m downstream of the target measures the **unoscillated neutrino spectrum**
- The **neutrinos travel 295 km** to the Super-Kamiokande water Cherenkov detector
 - Search for **appearance of ν_e** (to measure θ_{13} , δ_{CP})
 - Search for **disappearance of ν_μ** (to measure θ_{23} , Δm^2_{31})

T2K Near Detector (ND280)

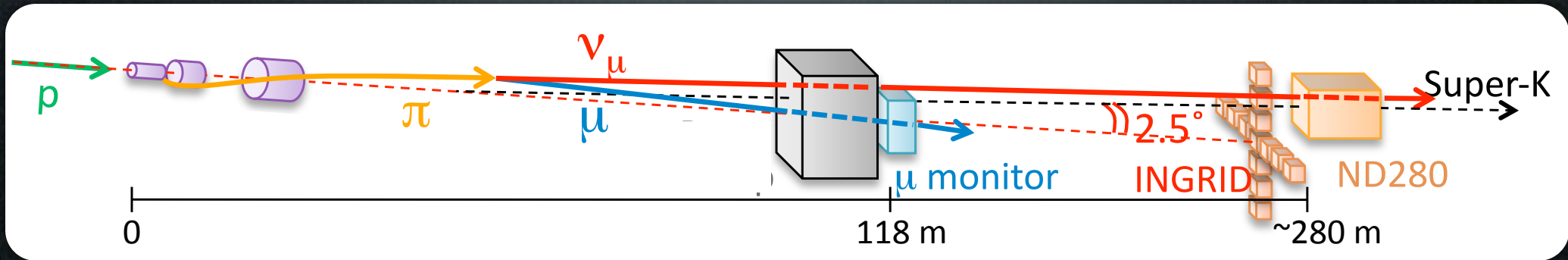


Far Detector (Super-Kamiokande)

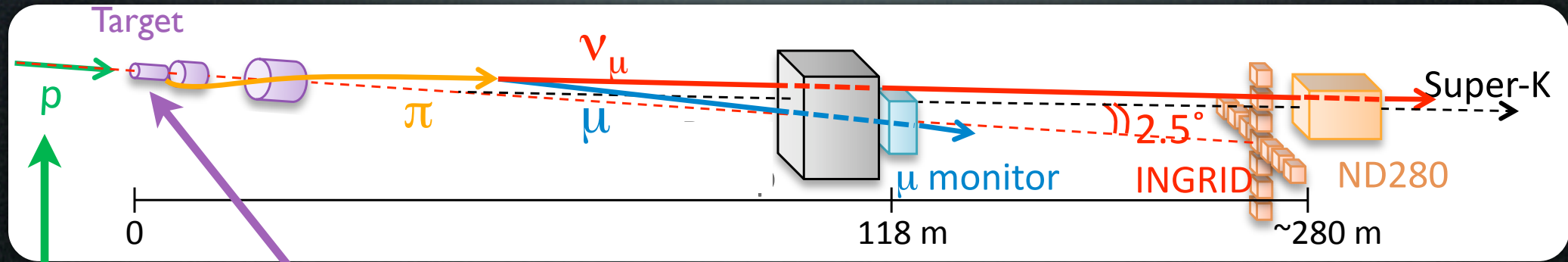


- 50 kton water Cherenkov detector
 - 39.3m diameter, 41.4m height
- $\nu_\mu \rightarrow \mu^\pm$ **detection**
 - Less scattering \Rightarrow sharp rings
- $\nu_e \rightarrow e^\pm$ **detection**
 - More scattering \Rightarrow fuzzy rings
- ν_e **background** $\rightarrow \pi^0$
 - 2 electron rings ($\pi^0 \rightarrow 2\gamma$)
 - **To separate from electrons, MUST** detect 2nd ring

How to Create a Neutrino Beam



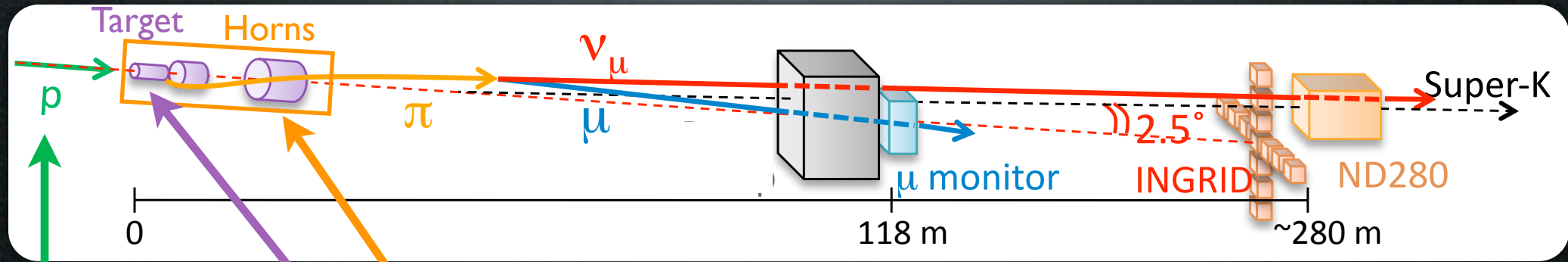
How to Create a Neutrino Beam



30 GeV protons
from the J-PARC
Accelerator

Protons interact in a
90cm graphite target

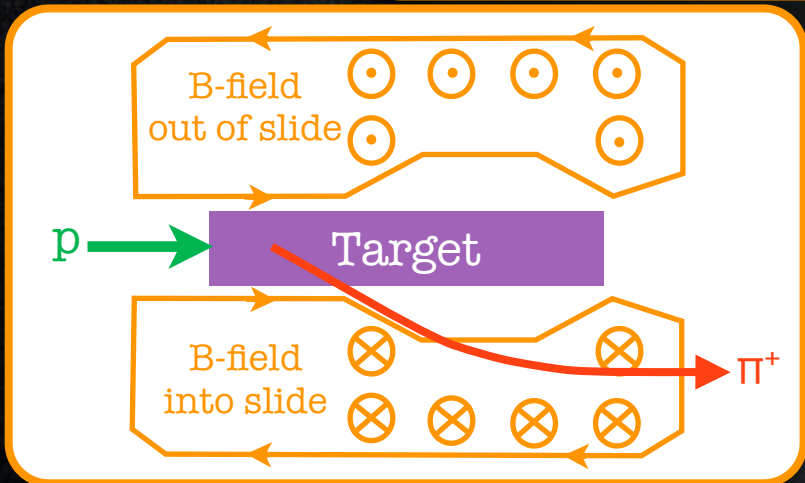
How to Create a Neutrino Beam



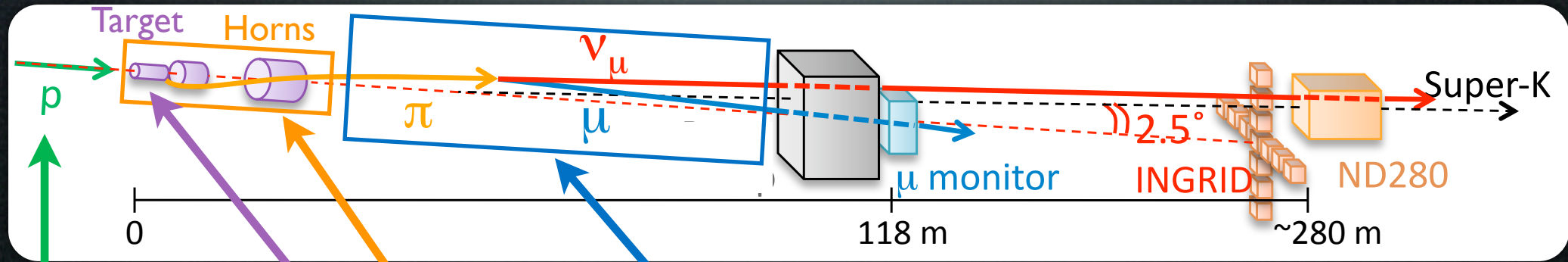
30 GeV protons from the J-PARC Accelerator

Protons interact in a 90cm graphite target

Resulting Pions are forward-focused by the toroidal B-field within 3 "horns"



How to Create a Neutrino Beam

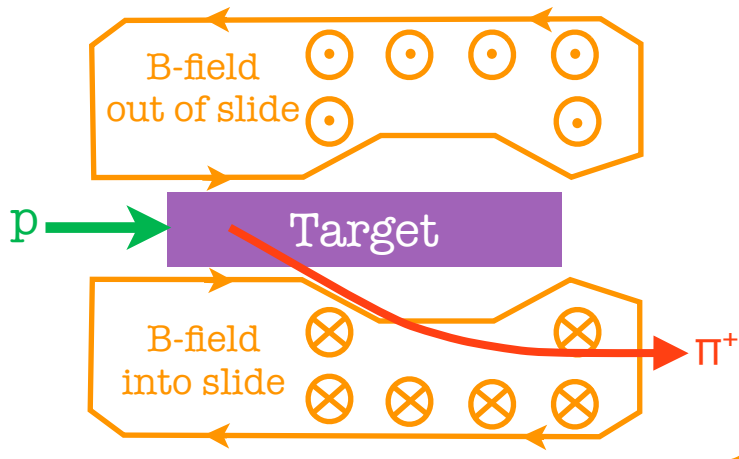


30 GeV protons from the J-PARC Accelerator

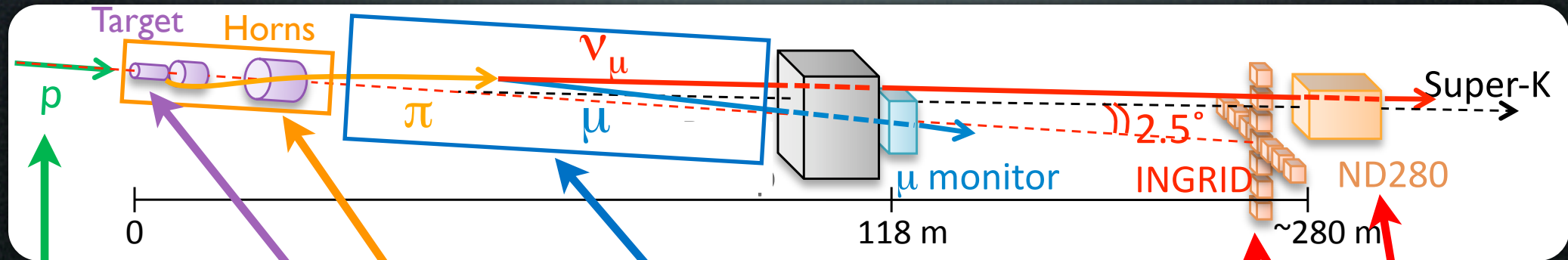
Protons interact in a 90cm graphite target

Resulting Pions are forward-focused by the toroidal B-field within 3 "horns"

Pions decay to μ and ν_{μ} within a 100m decay volume



How to Create a Neutrino Beam



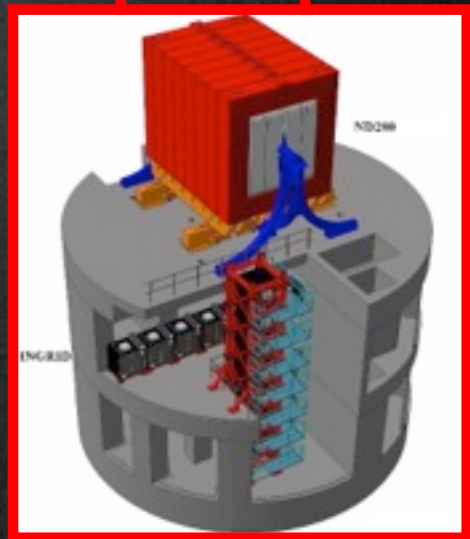
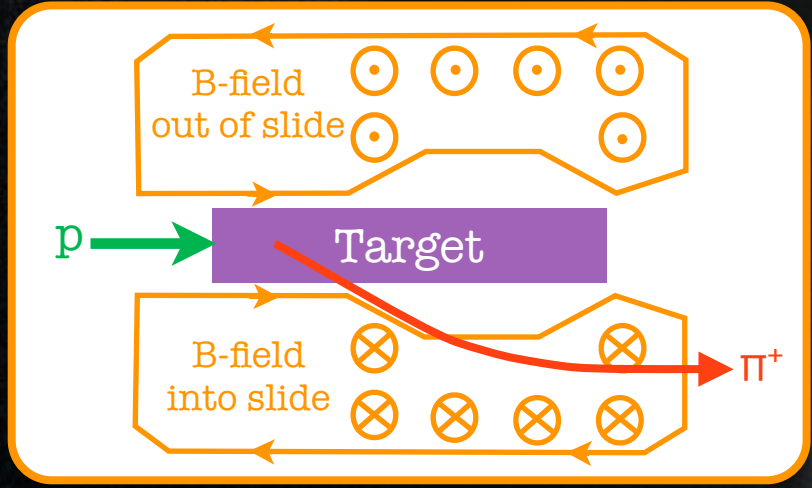
30 GeV protons from the J-PARC Accelerator

Protons interact in a 90cm graphite target

Resulting Pions are forward-focused by the toroidal B-field within 3 "horns"



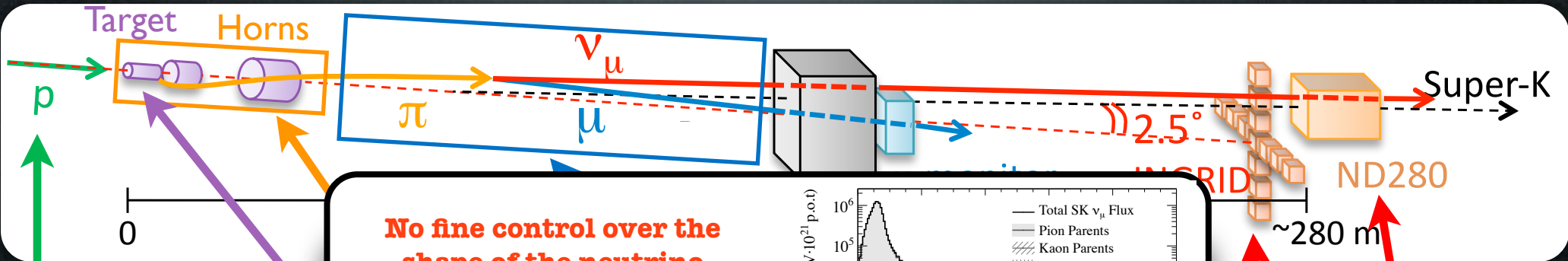
Pions decay to μ and ν_μ within a 100m decay volume



The resulting beam of neutrinos is directed at the on-axis detector: INGRID

The off-axis detector, ND280, sits between the target and Super-K: 2.5° off the mean beam direction

How to Create a Neutrino Beam



30 GeV protons from the J-PARC Accelerator

Protons interact with 90cm graphite target

No fine control over the shape of the neutrino energy spectrum

No event-by-event knowledge of the incident neutrino energy

Must make distribution-level comparisons of the near and far spectra

Flux/(cm²·50 MeV·10²¹ p.o.t)

E_ν (GeV)

Total SK ν_μ Flux

Pion Parents

Kaon Parents

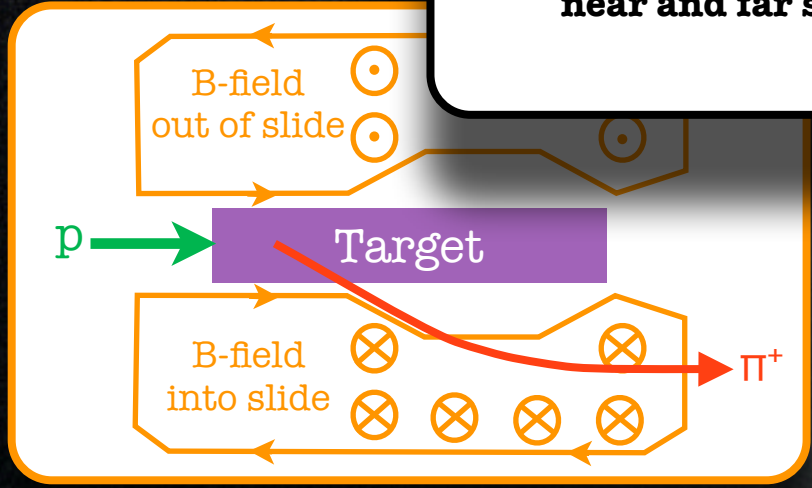
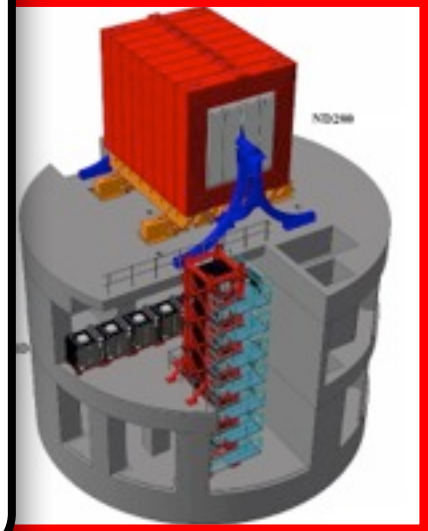
Muon Parents

Total SK ν_e Flux

Pion Parents

Kaon Parents

Muon Parents

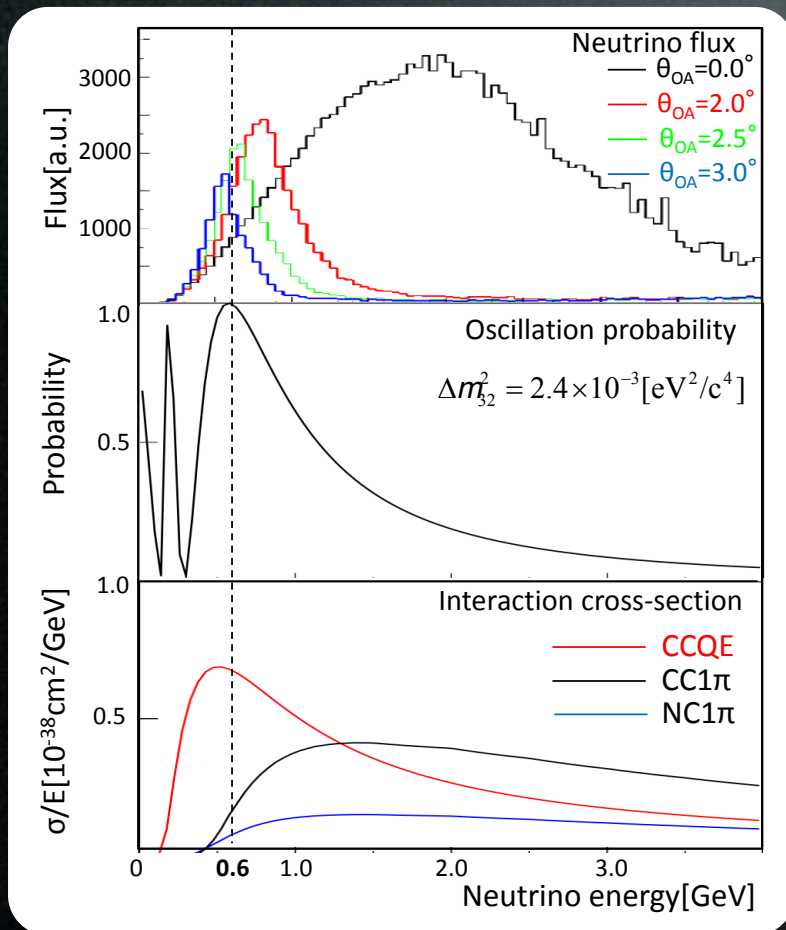
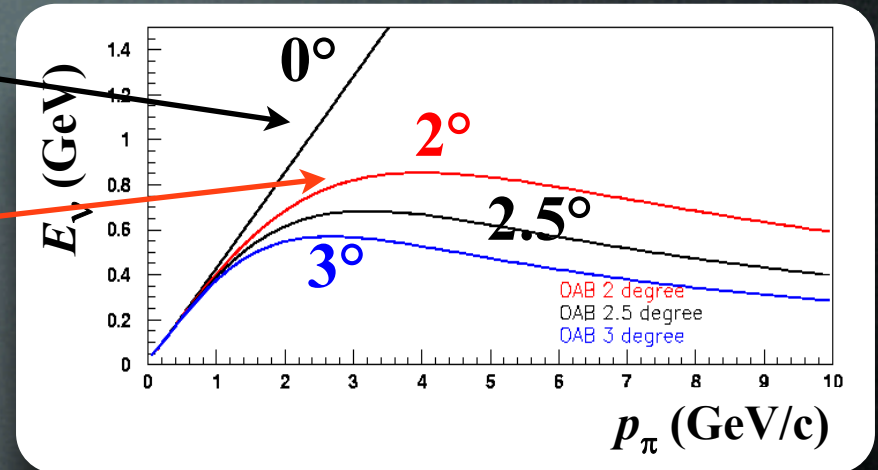


The resulting beam of neutrinos is directed at the on-axis detector: INGRID

The off-axis detector, ND280, sits between the target and Super-K: 2.5° off the mean beam direction

Off-Axis Neutrino Flux

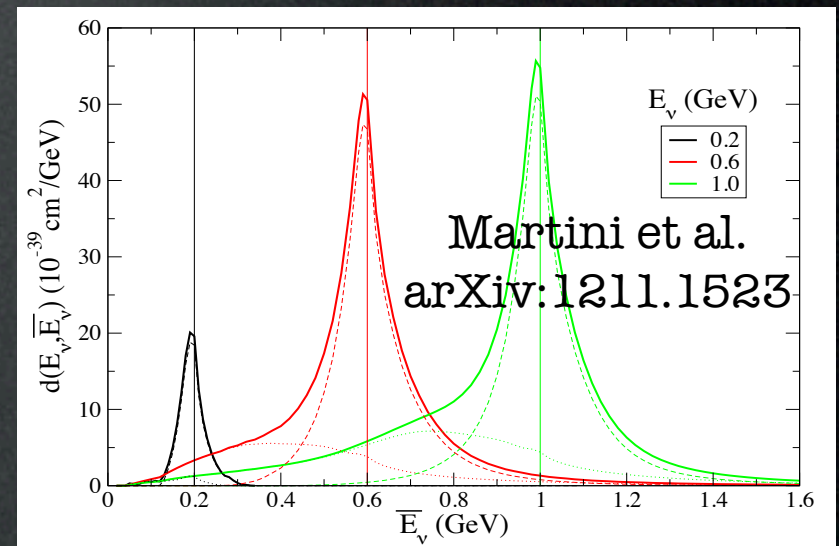
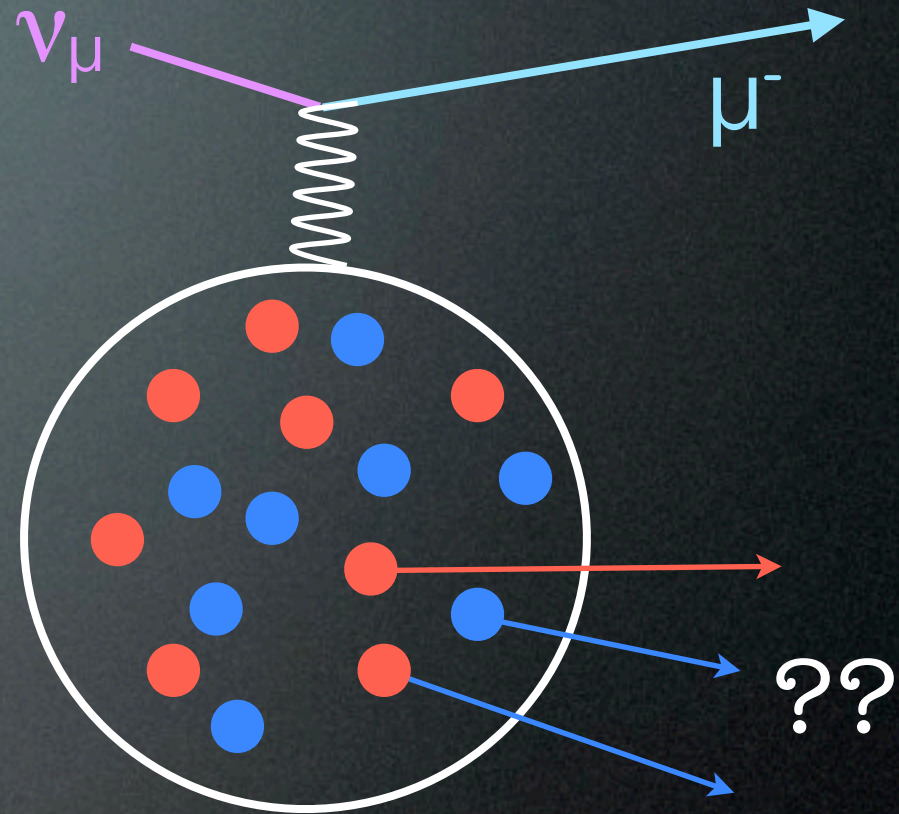
- Along the beam direction, $E_\nu \propto p_\pi$
- By pointing the beam slightly off-axis, $E_\nu \approx \text{constant}$ (above some p_π)



- Can **tune ν energy peak** by varying the off-axis angle
- Optimize for oscillation maximum
- Reduces the high E_ν tail
- Reduces the NC π^0 background
- Reduces the CC-multi- π and DIS backgrounds
- **This off-axis effect is the key physics principle exploited by NuPRISM**

Nuclear Complications

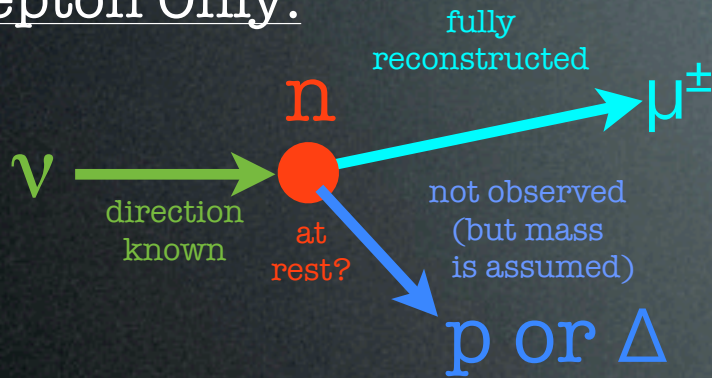
- Unfortunately, neutrino-nucleus scattering is not as simple as single-nucleon knockout
 - Quite often (20-30%?), more than 1 nucleon is ejected from the nucleus
- This affects both the reconstructed energy and the total cross section of single-lepton events
 - In 2009, our neutrino interaction generators were unaware of this effect



Measuring E_ν

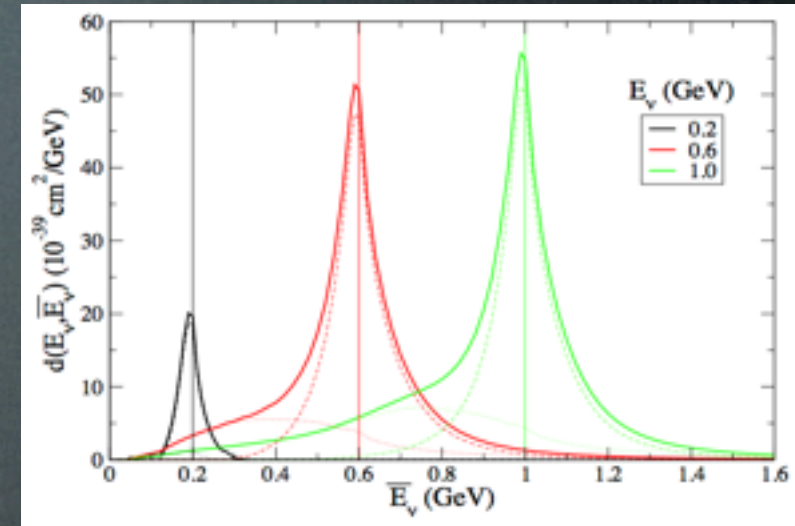
Martini et al. arXiv: 1211.1523

Lepton Only:

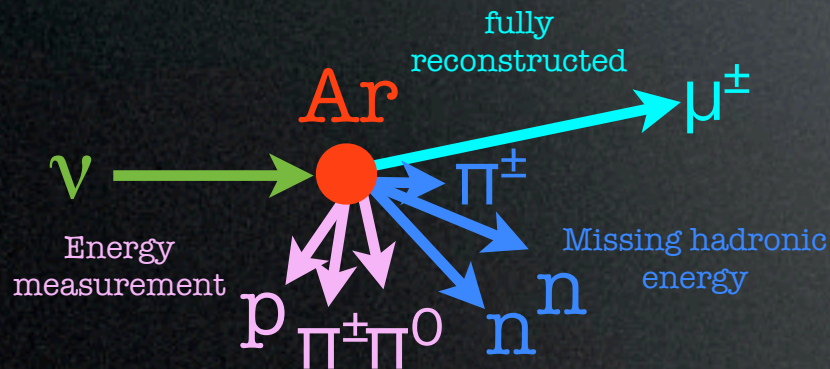


Must assume mass of recoiling hadron(s)

Problematic! due to Multi-nucleon interactions



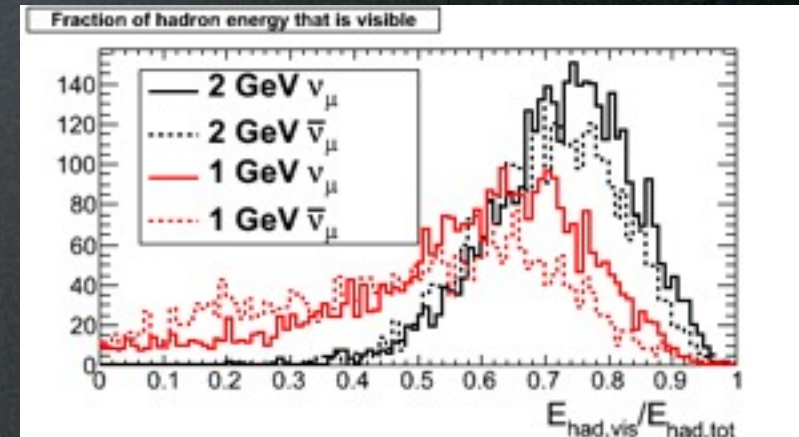
Lepton + Hadronic Energy:



Neutrons cause missing hadronic energy

Energy loss is different for ν and anti-ν

http://public.lanl.gov/friedland/LBNEApril2014/LBNEApril2014talks/McGrew_LANL_Apr2014.pdf



GEANT4 Simulation of a large LAr volume

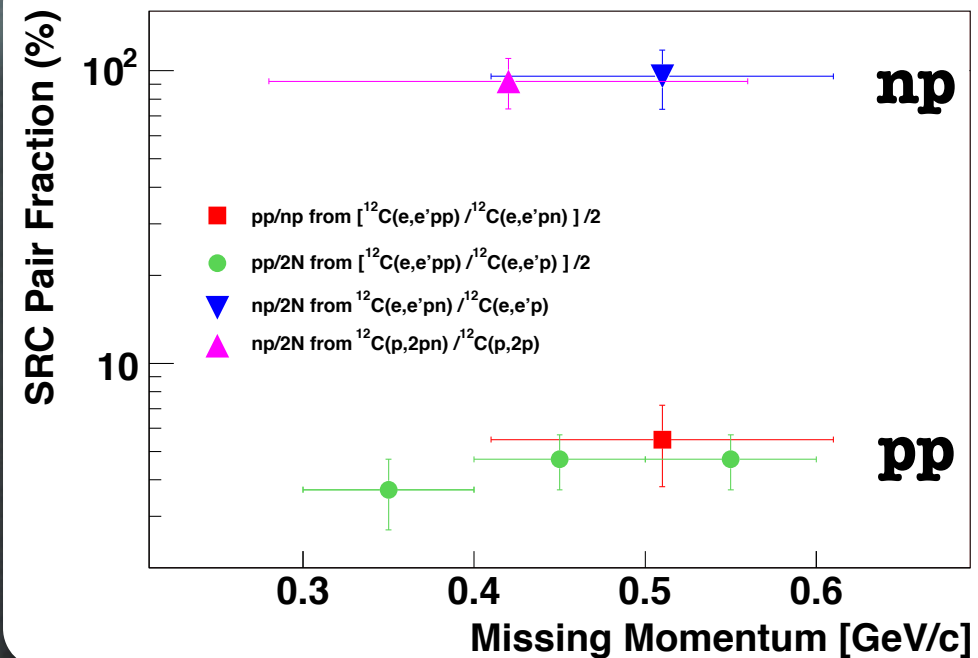
(True deposited hadronic energy) / (True initial hadronic energy)

- Both effects lead to underestimating the neutrino energy (feed down)
- Need to calibrate both leptonic (e & μ) & hadronic energy scales and energy tails (variance)

Correlated Nucleons

- The electron scattering community has long known about multi-nucleon interactions
 - Nucleons are often found in pairs due to:
 - Long-range correlations (LRC; >fm)
 - Short-Range Correlations (SRC)
- Electron scattering shows a much **higher rate** of **np** pairs relative to **pp** or **nn** pairs
 - This can have large implications for calorimetric energy measurements
 - Implies differences between neutrinos (np->pp) and anti-neutrinos (np->nn)
- How can we understand this effect in neutrino interactions? Using electron scattering?
 - Axial-vector coupling
 - Distributed throughout the nucleus
 - ...

np and pp Pairs in Electron Scattering



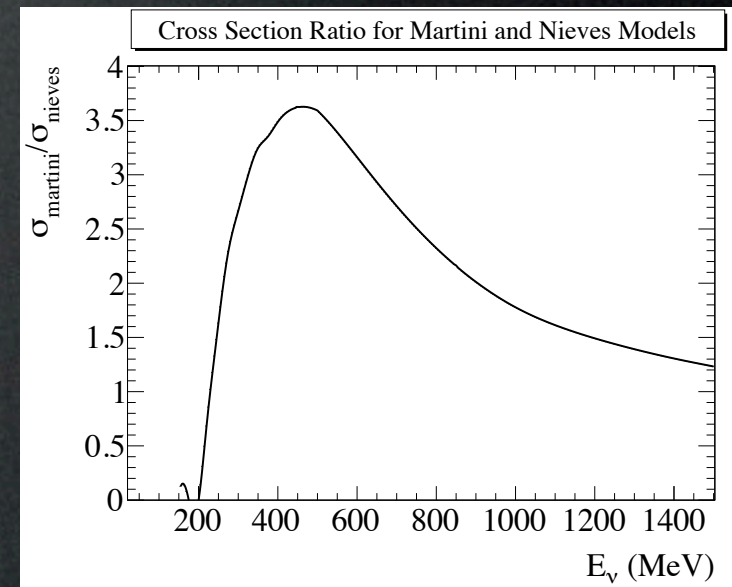
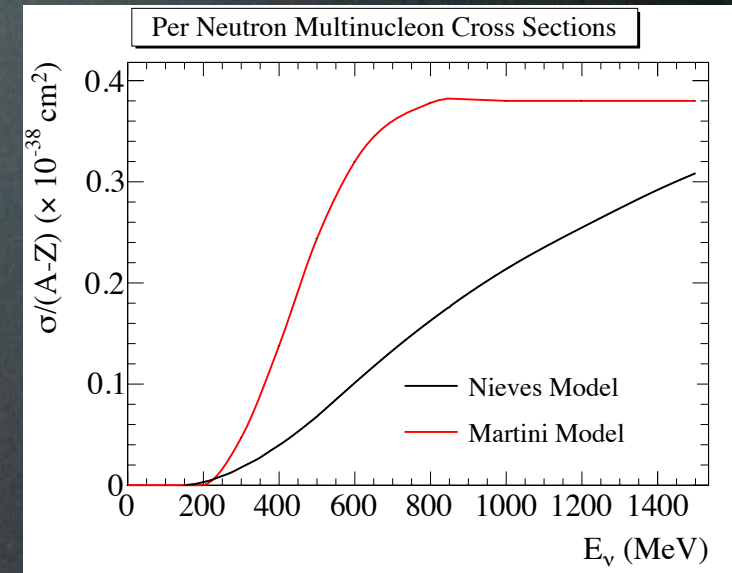
4.627 GeV electrons
with 19.5° scattering angle

Protons measured at
3 different scattering angles

R. Subedi et al., Science 320, 1476 (2008)

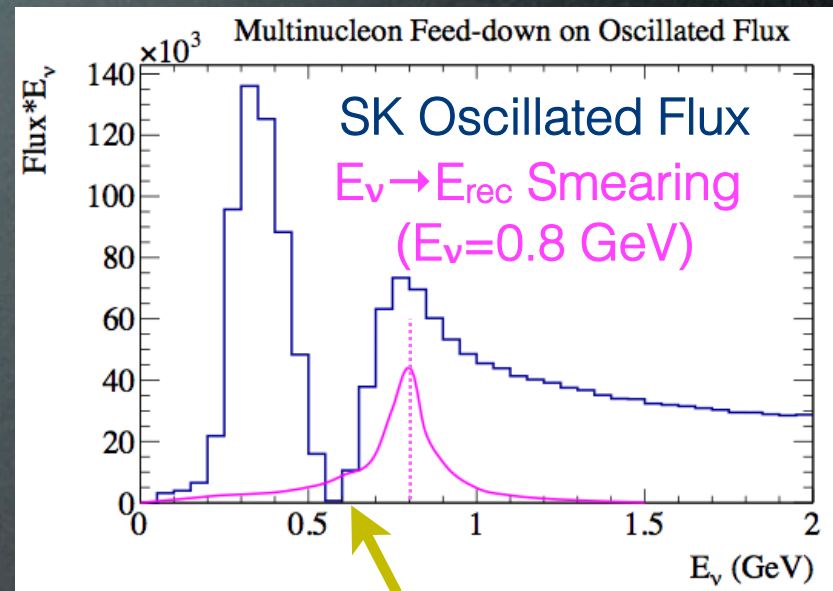
How Well are Multi-nucleon ν Models Understood?

- It is very difficult to answer this question without a direct measurement
- However, the two most commonly used “new” models can be compared
 - J. Nieves, I. Ruiz Simo, and M. J. Vicente Vacas, PRC 83:045501 (2011)
 - M. Martini, M. Ericson, G. Chanfray, and J. Marteau, PRC 80:065501 (2009)
- Cross section differs by a factor of 2 to 3 over a large range of neutrino energies
- Which model is correct?
 - Is either model correct?
- 1 GeV is a particularly difficult regime for nuclear theory



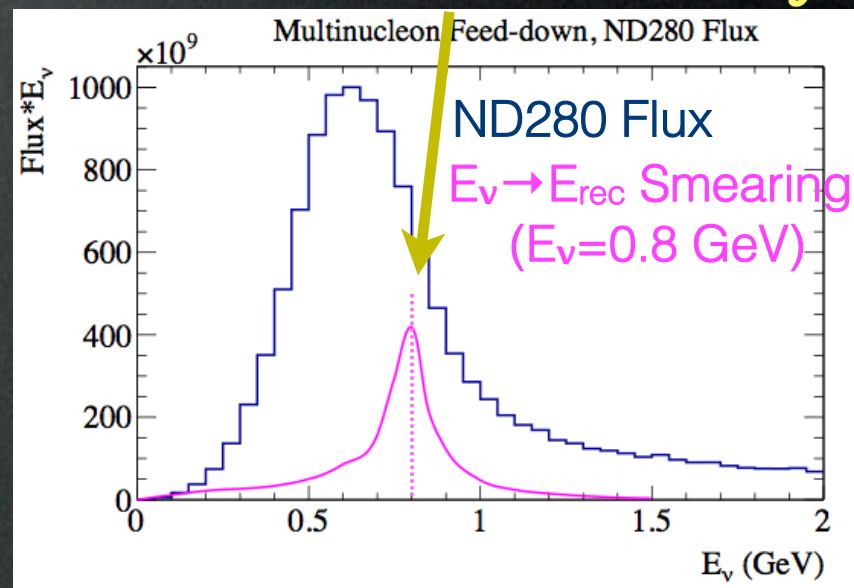
Constraints from Typical Near Detectors

- Shouldn't cross section systematics cancel in a near/far fit?
 - Some errors, like total normalization, will cancel
- However, multi-nucleon and pion absorption events feed-down into oscillation dip
 - Cannot disentangle with near detectors
 - Energy spectrum is not oscillated
- More multi-nucleon = smaller dip
 - **Multi-nucleon effects are largely degenerate with mixing angle effect!**



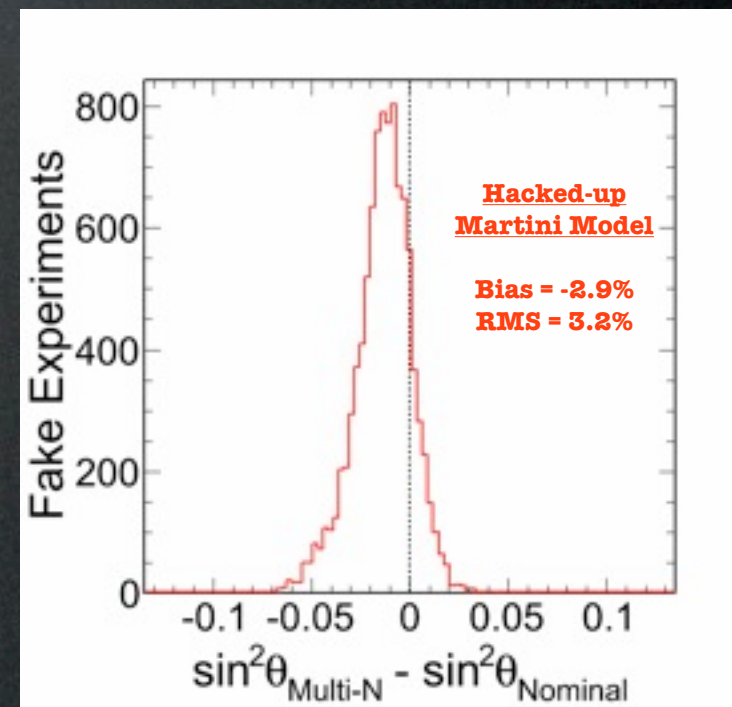
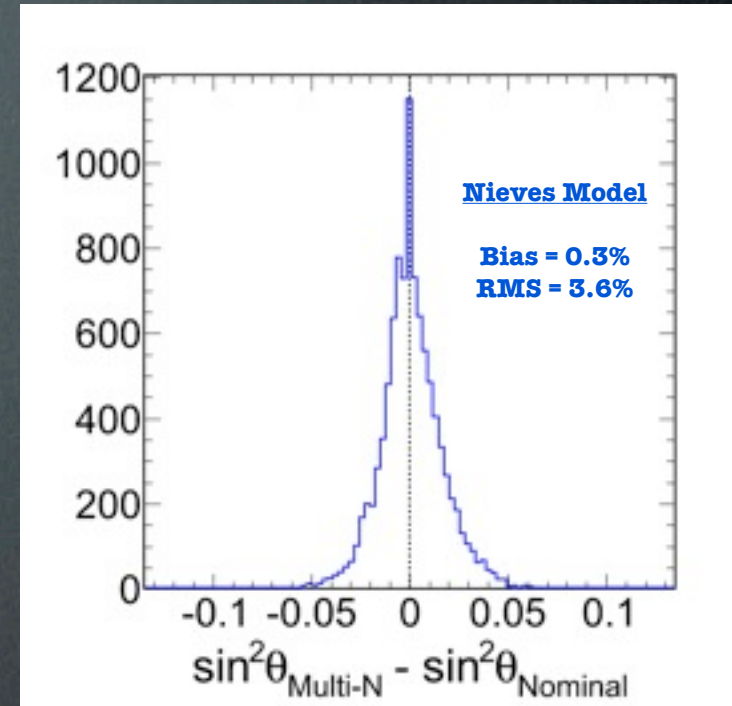
Mixing Angle Bias!

Near detectors lack sensitivity



Effect on T2K ν_μ Disappearance

- Create “fake data” samples with flux and cross section variations
 - With and without multi-nucleon events
- For each fake data set, full T2K near/far oscillation fit is performed
 - For each variation, plot difference with and without multi-nucleon events
- For Nieves model, “average bias” (RMS) = **3.6%**
- For Martini model, mean bias = -2.9%, RMS = 3.2%
 - Full systematic = $\sqrt{(2.9\%^2 + 3.2\%^2)} = \mathbf{4.3\%}$
 - **This is would be one of the largest systematic uncertainties for T2K**
- But this is just a comparison of 2 models
 - How much larger could the actual systematic uncertainty be?
- **A data-driven constraint is needed**

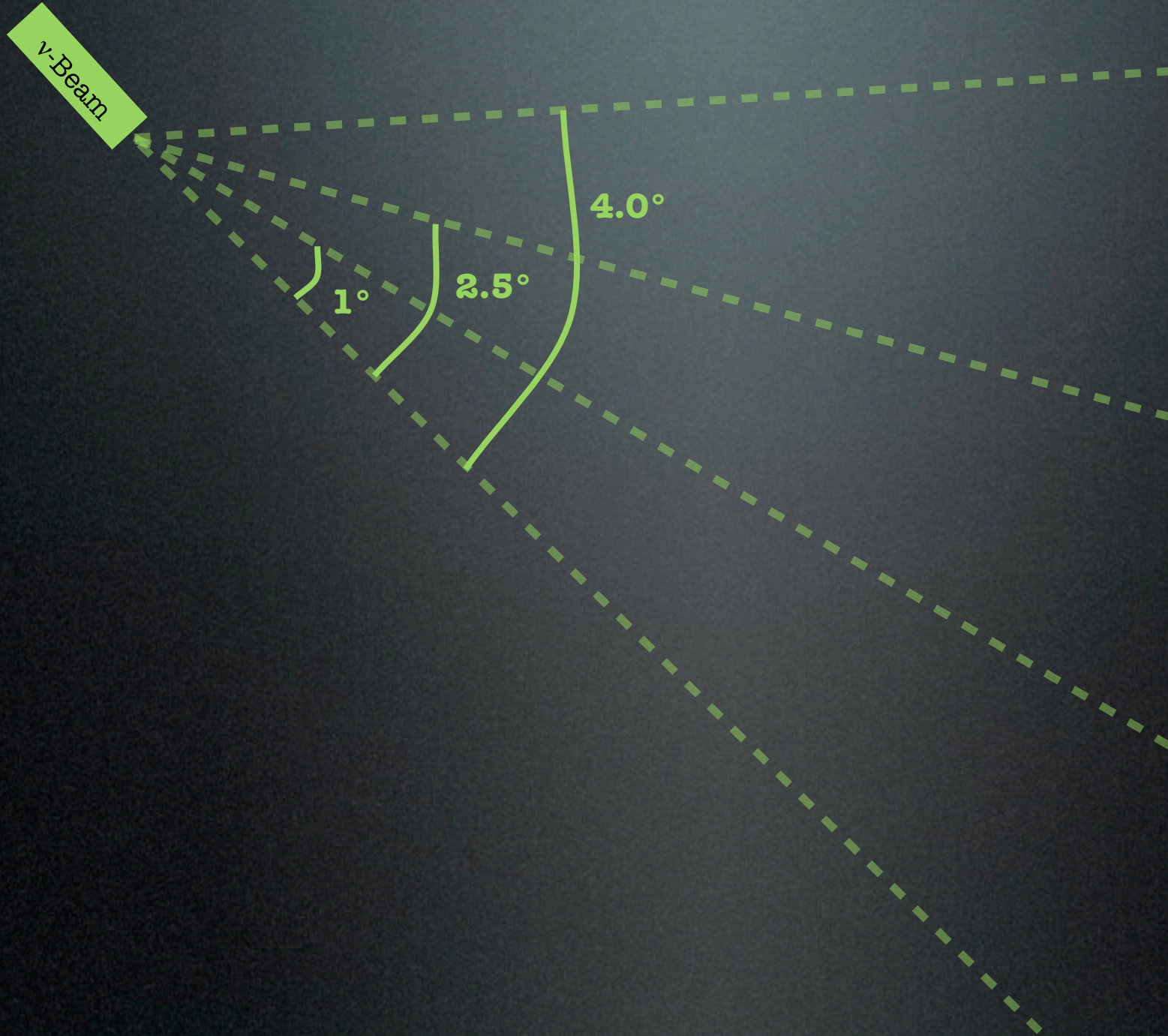


**Can the E_ν problem be
solved experimentally?**

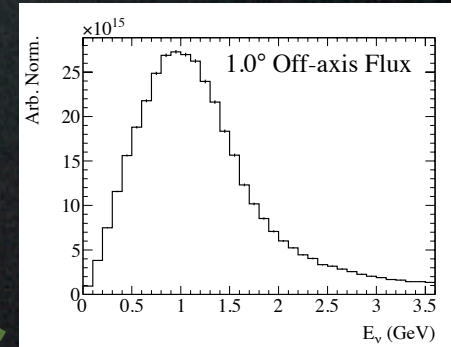
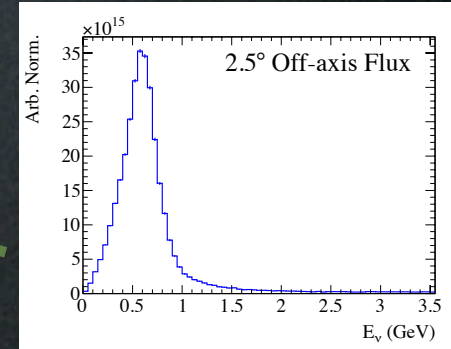
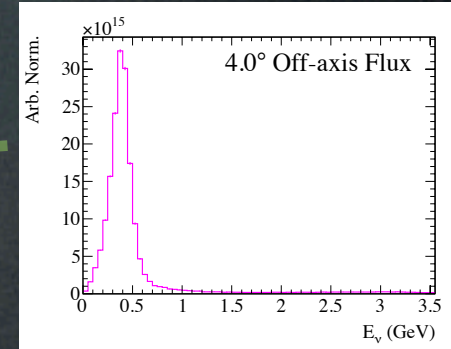
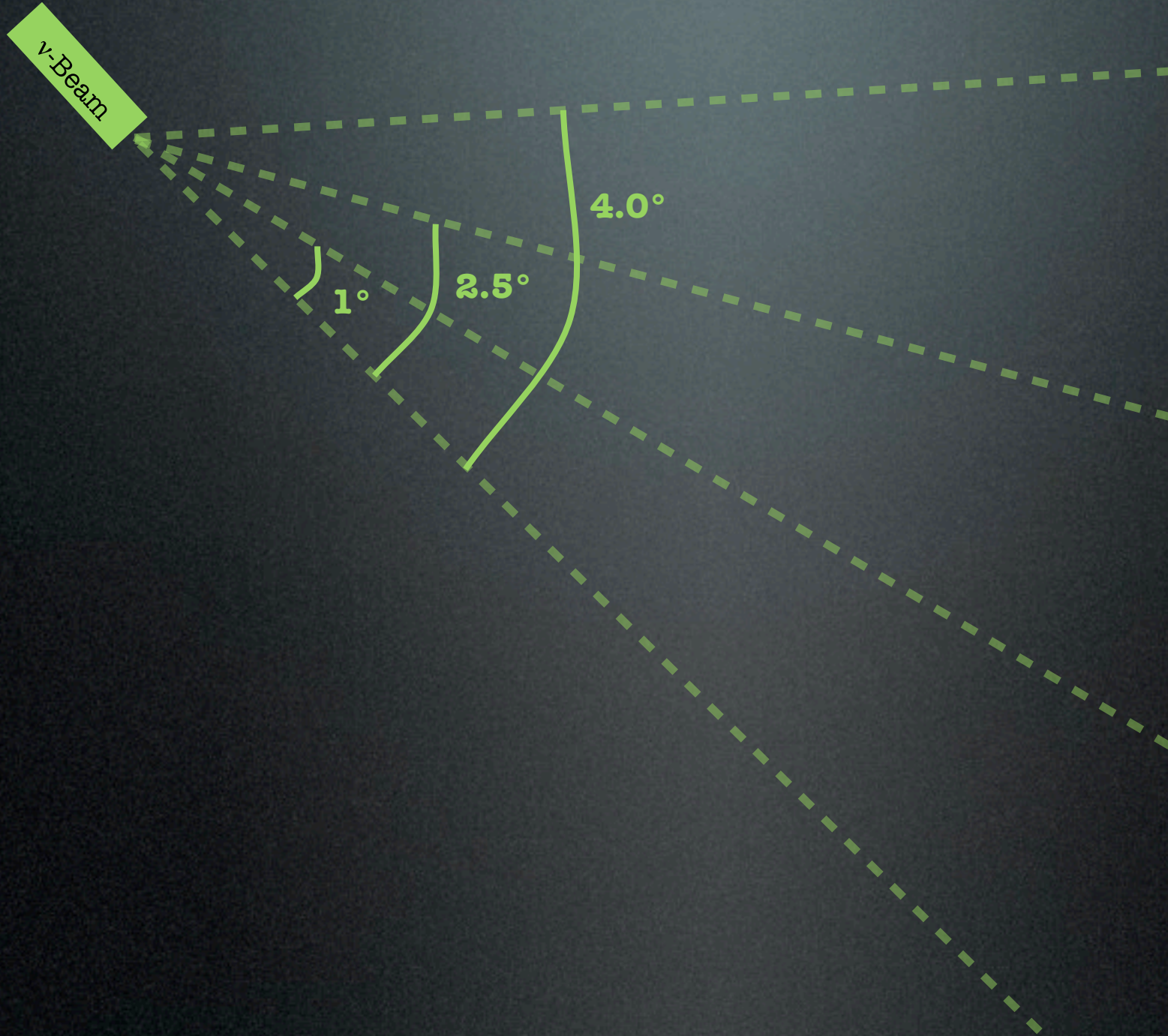
NuPRISM Detector Concept



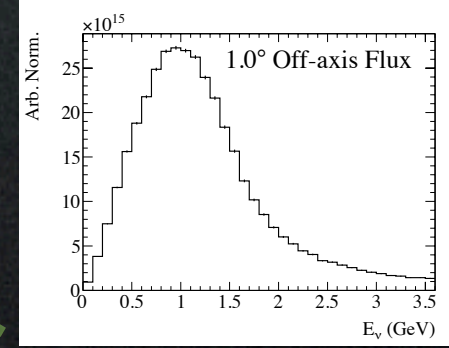
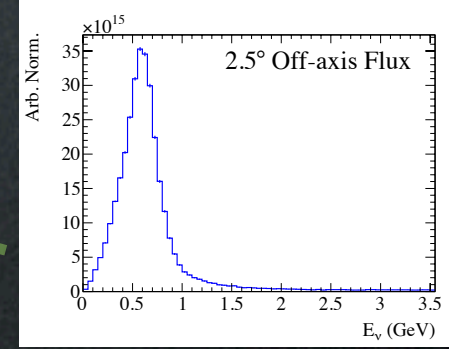
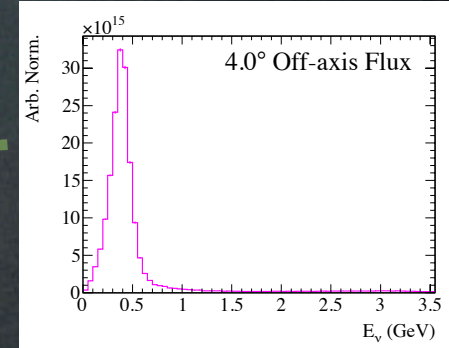
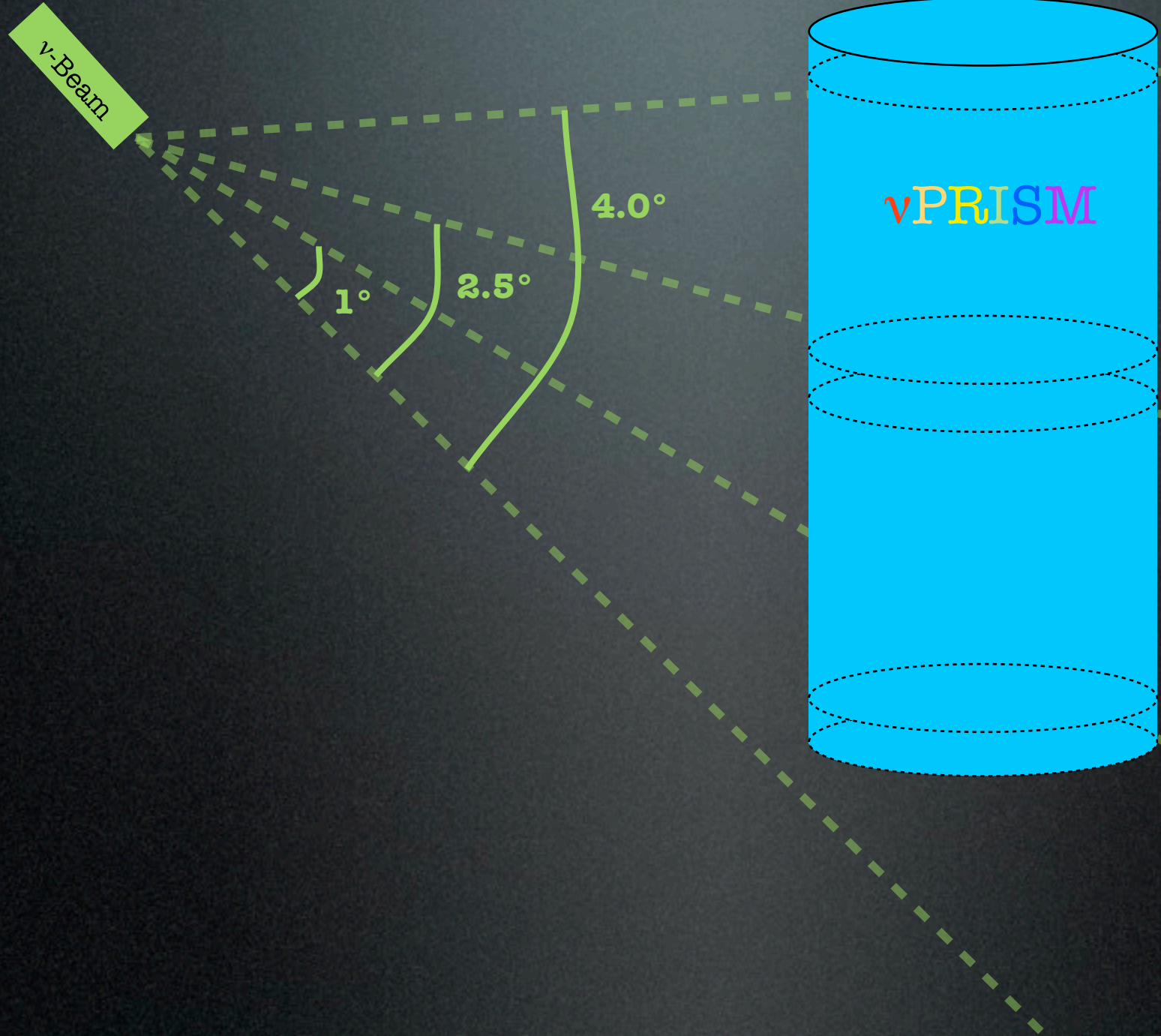
NuPRISM Detector Concept



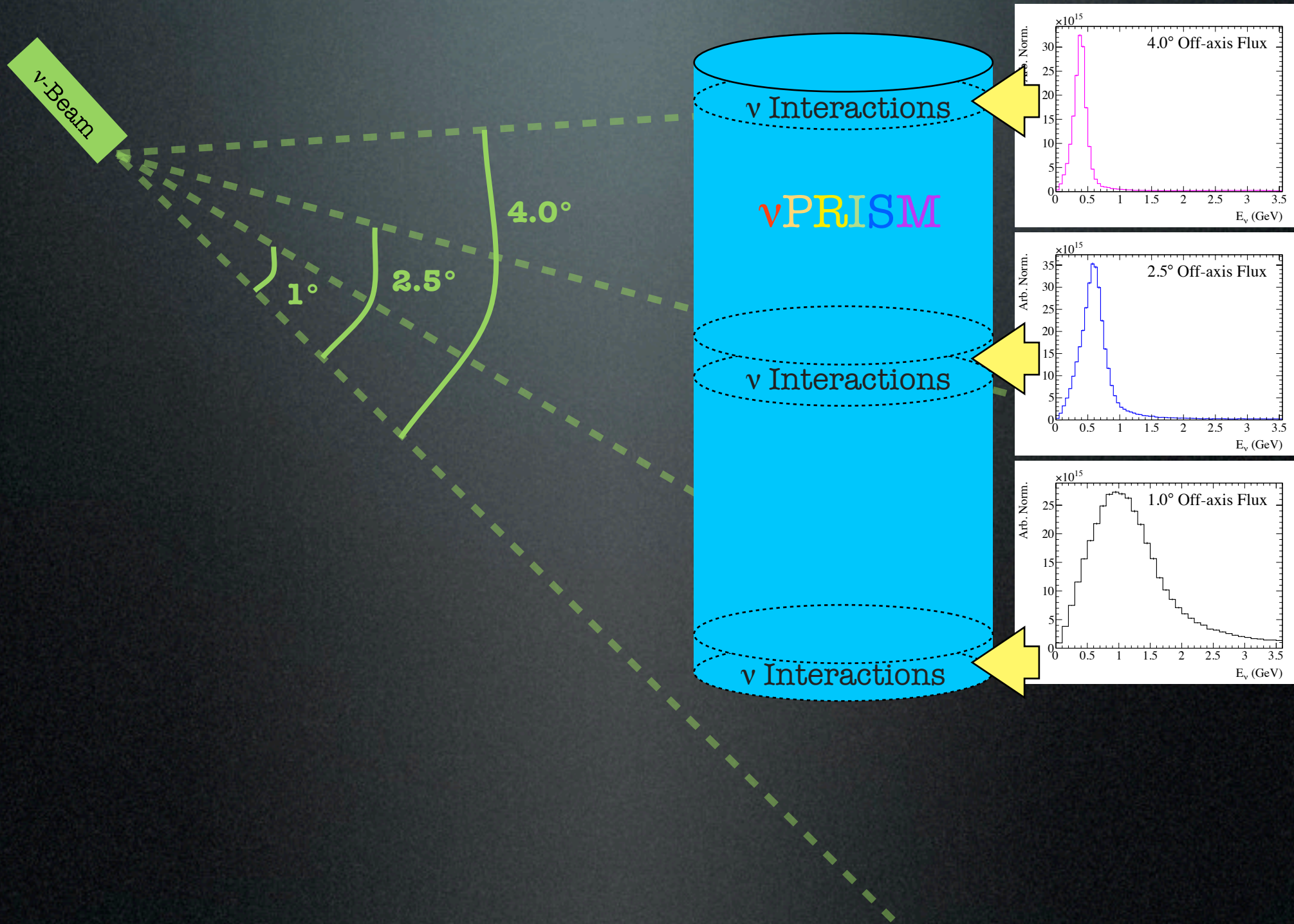
NuPRISM Detector Concept



NuPRISM Detector Concept

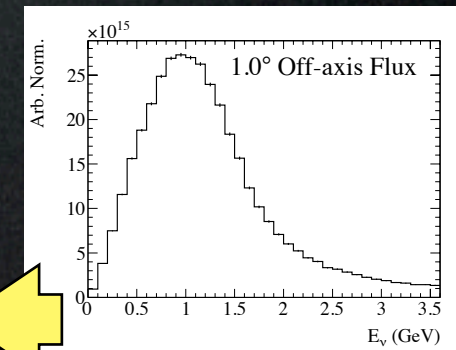
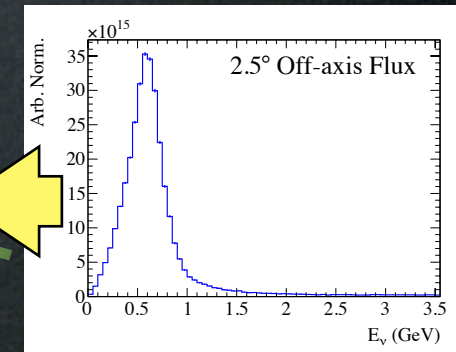
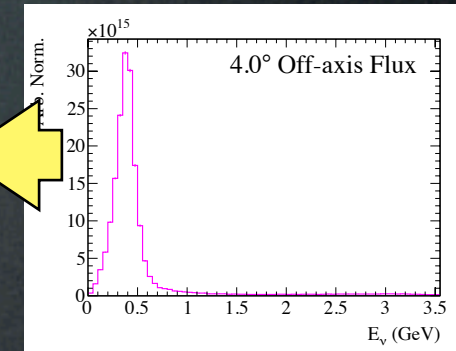
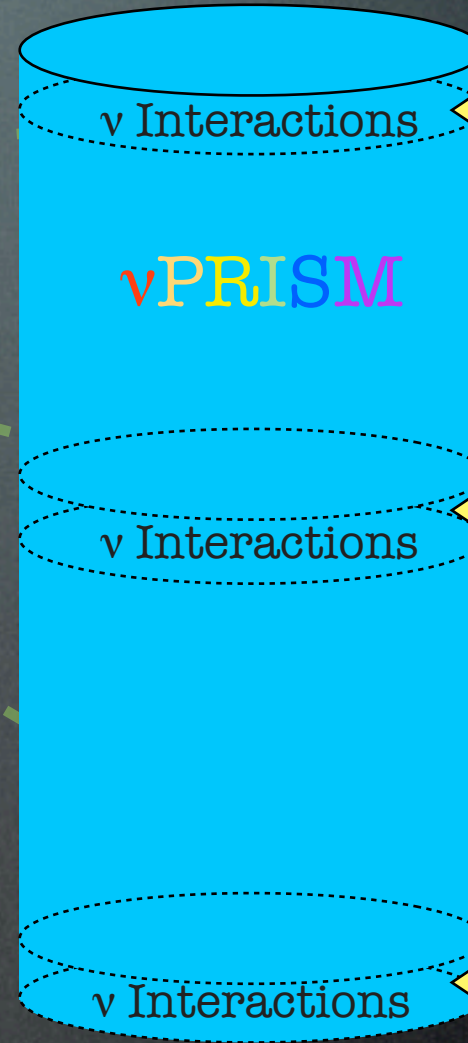
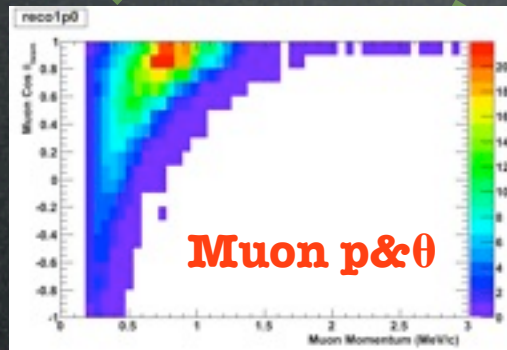
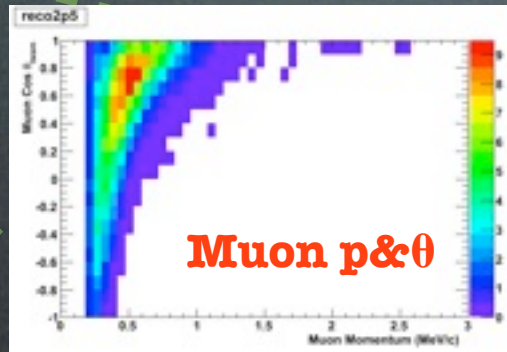
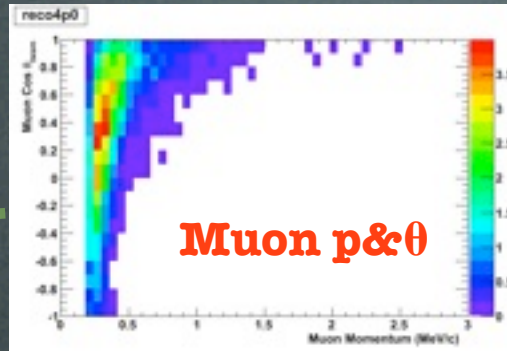


NuPRISM Detector Concept



NuPRISM Detector Concept

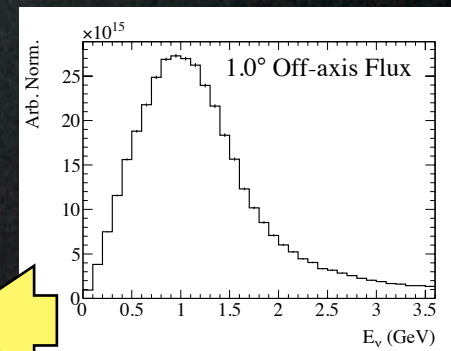
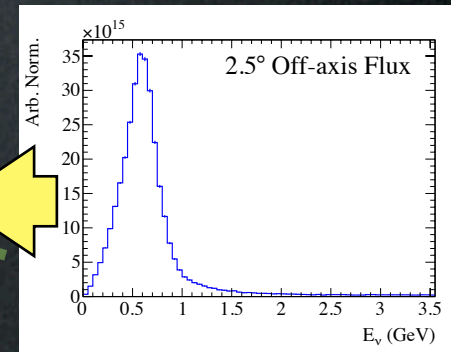
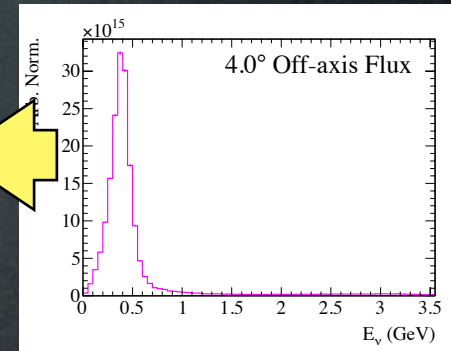
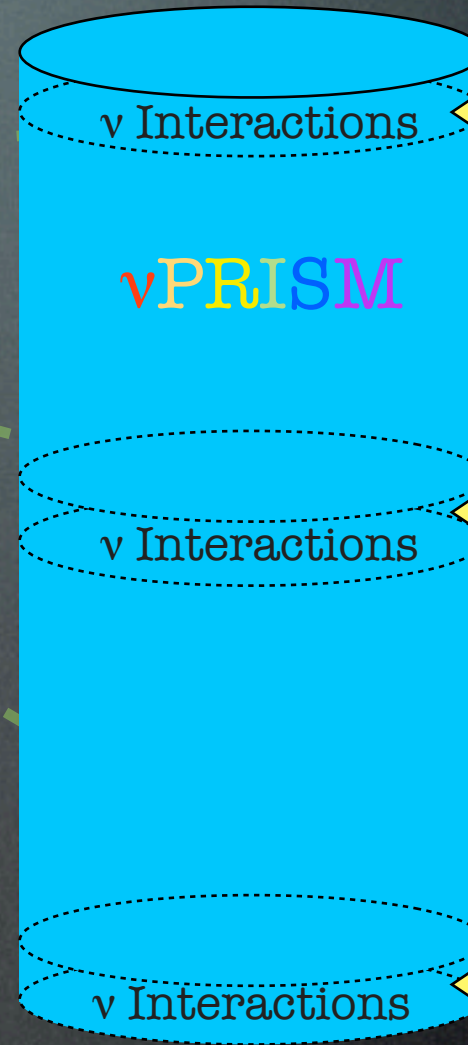
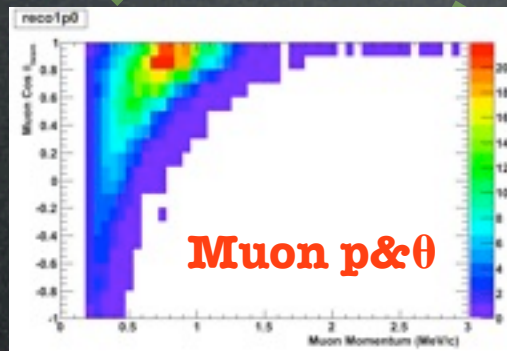
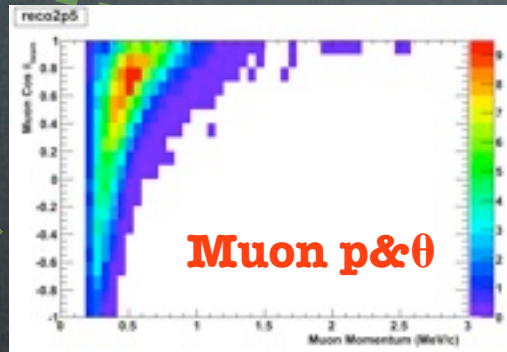
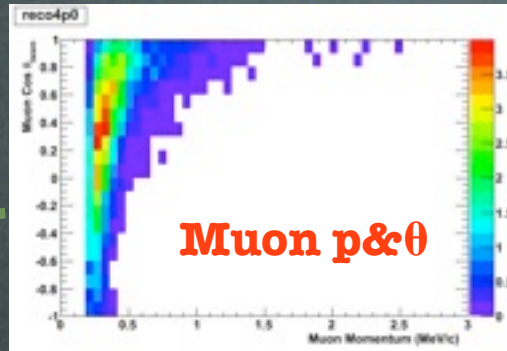
ν -Beam



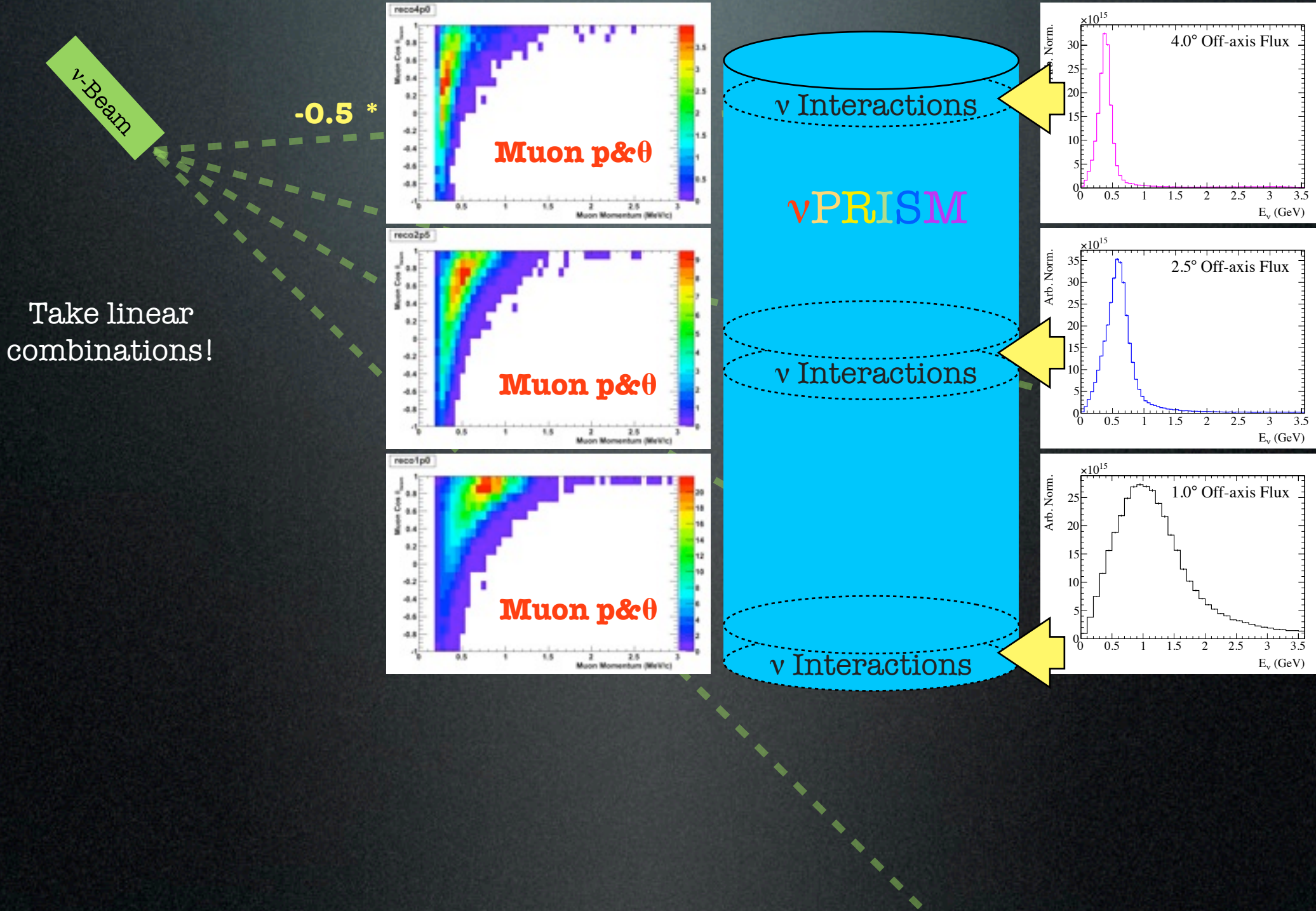
NuPRISM Detector Concept

ν -Beam

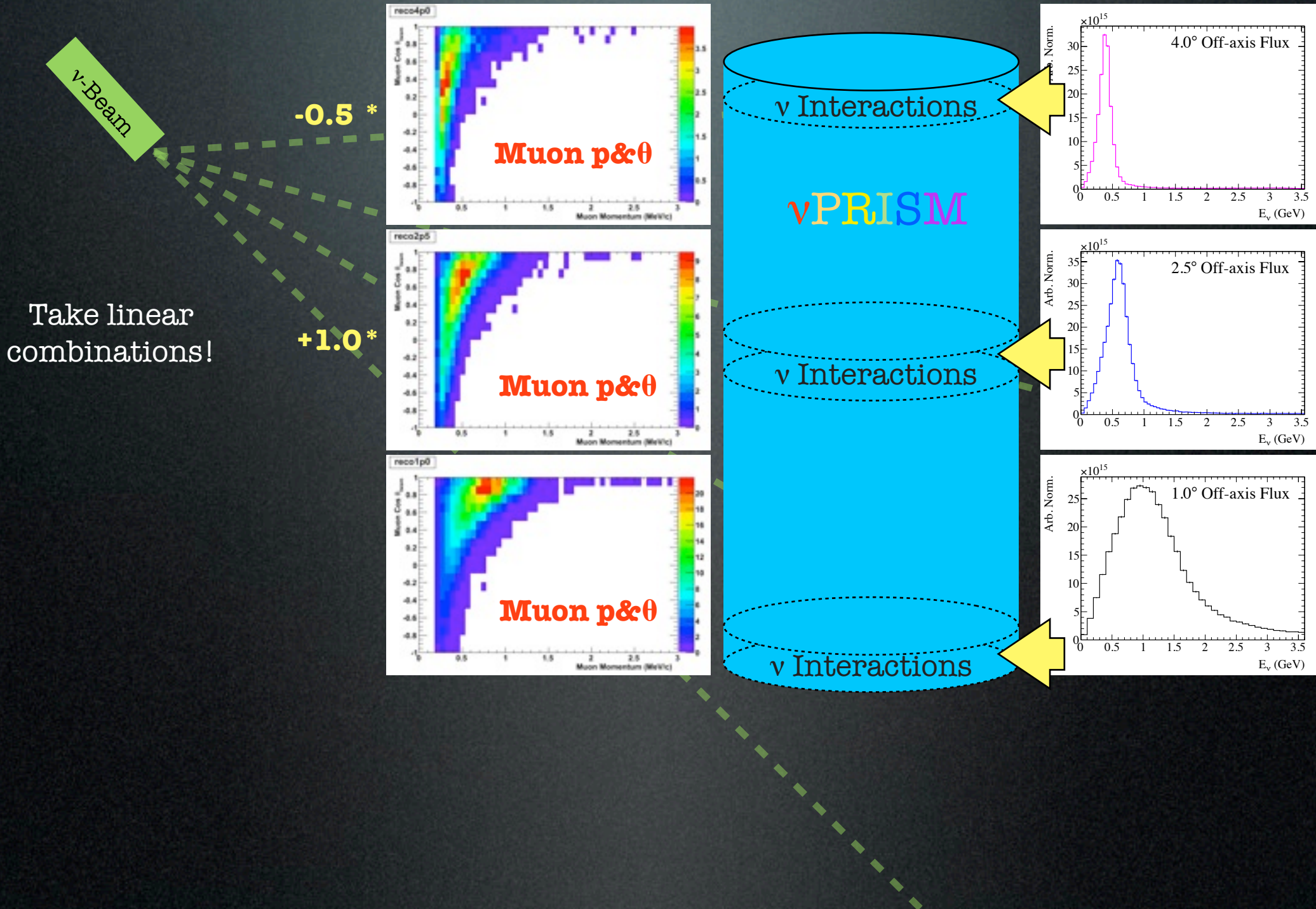
Take linear combinations!



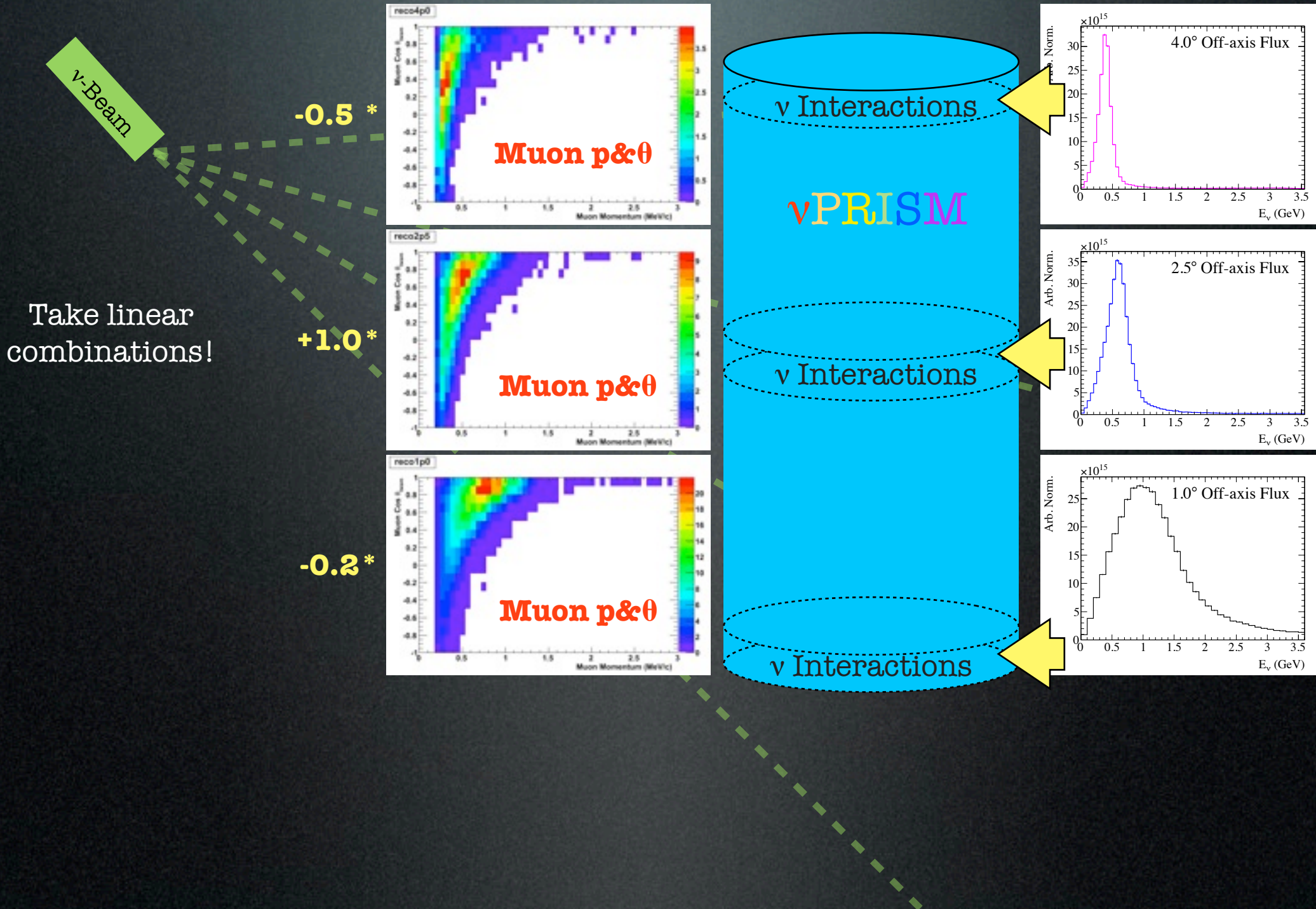
NuPRISM Detector Concept



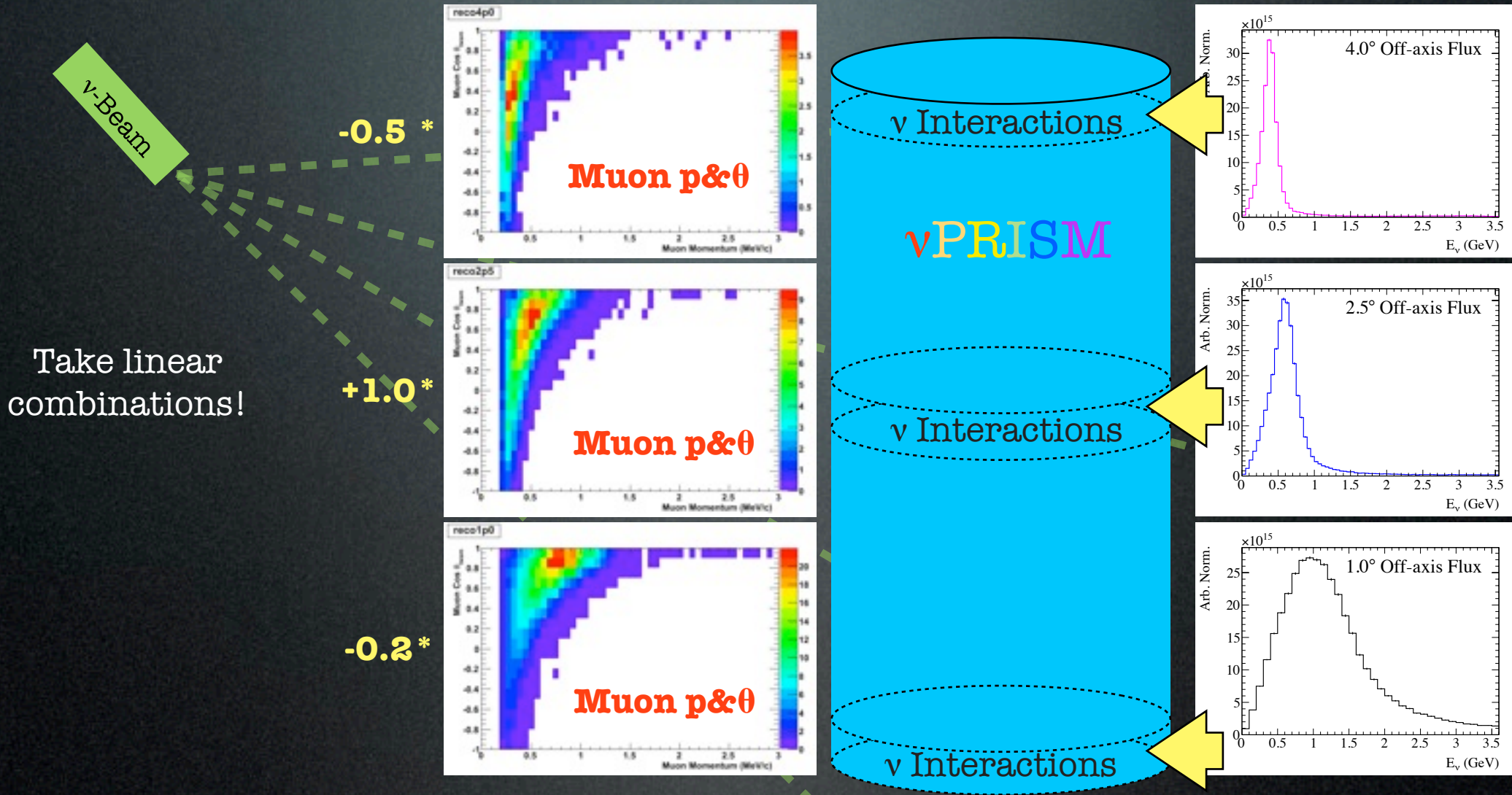
NuPRISM Detector Concept



NuPRISM Detector Concept



NuPRISM Detector Concept



NuPRISM Detector Concept

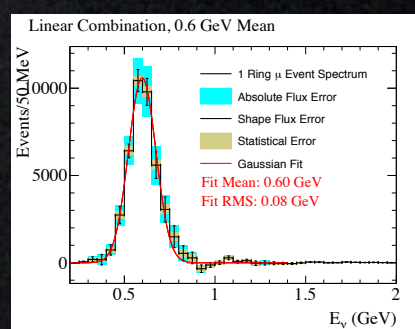
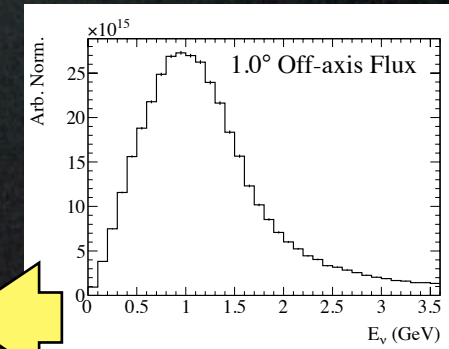
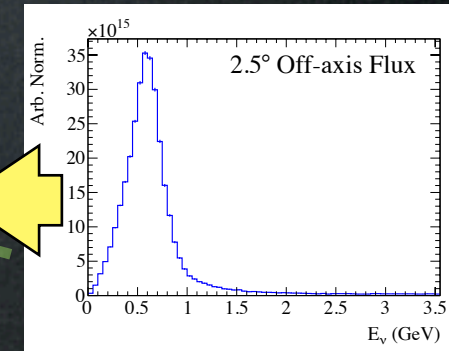
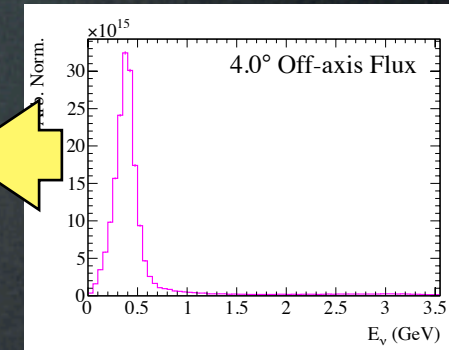
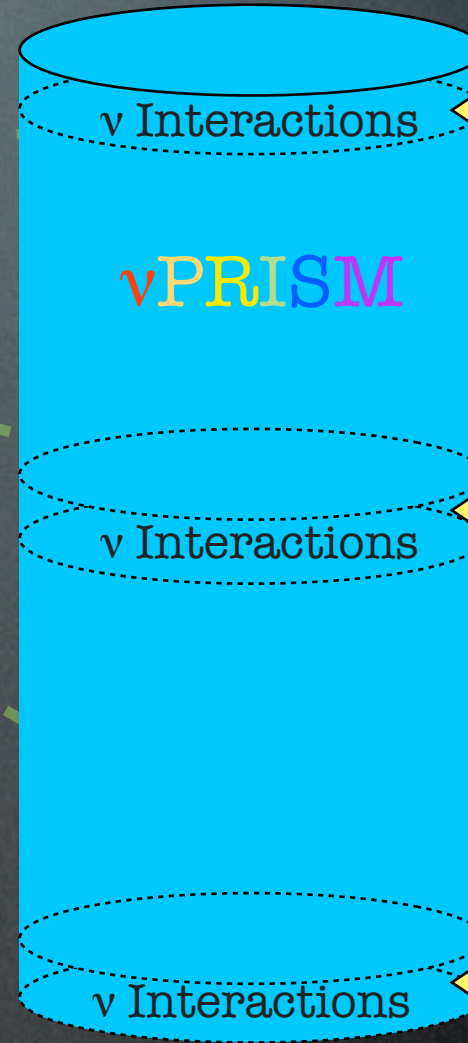
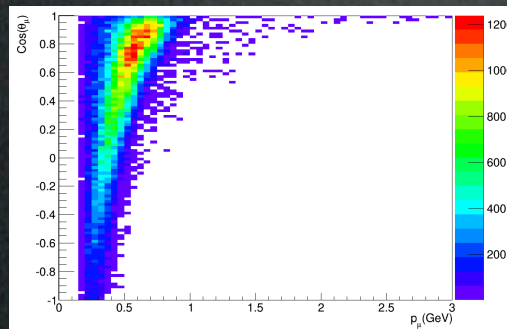
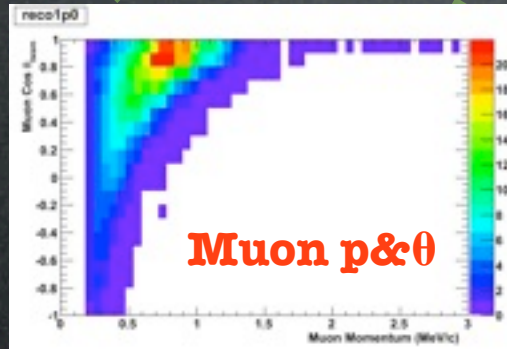
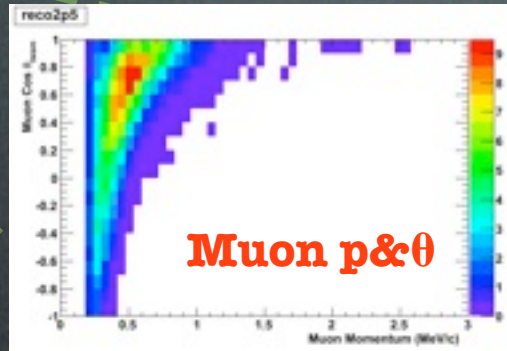
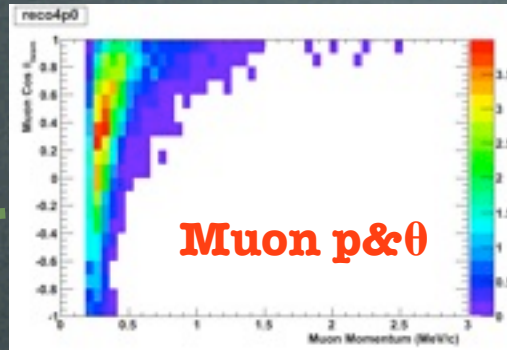
ν -Beam

-0.5 *

+1.0 *

-0.2 *

Take linear combinations!



NuPRISM Detector Concept

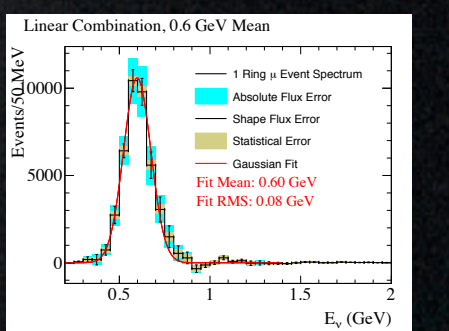
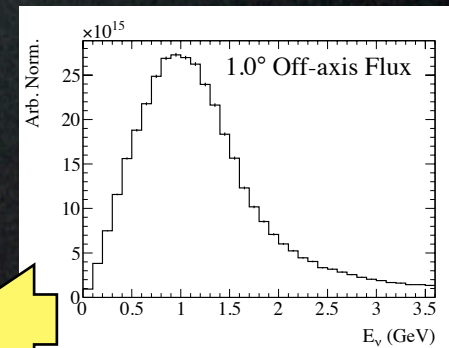
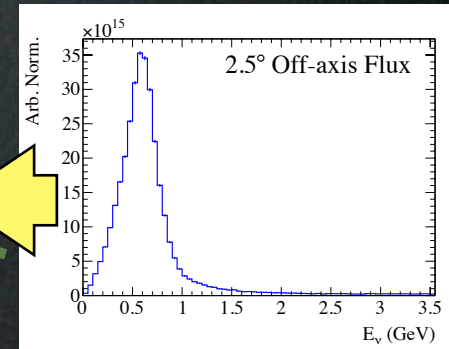
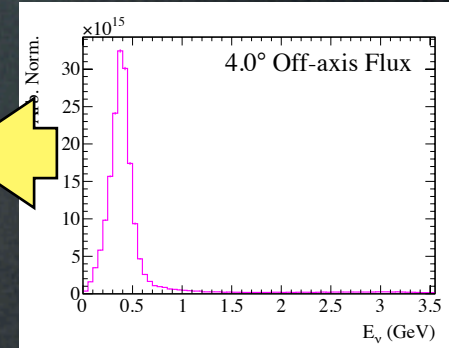
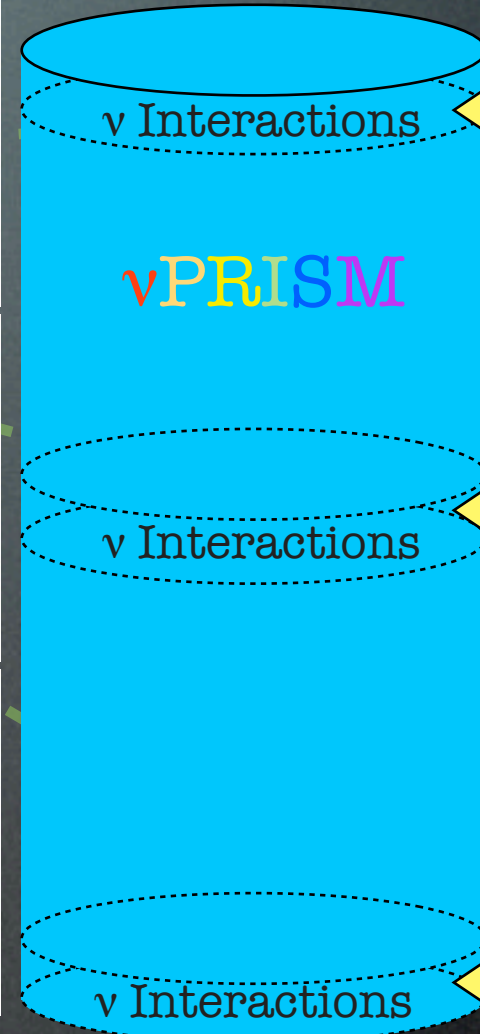
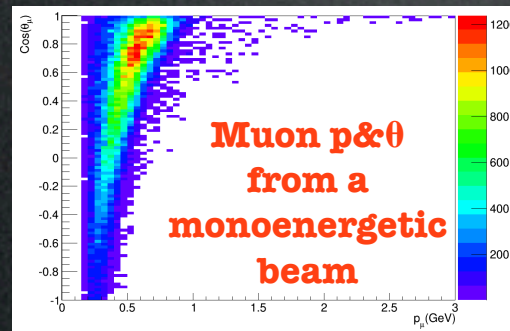
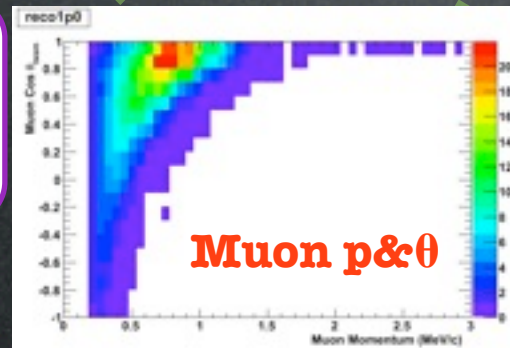
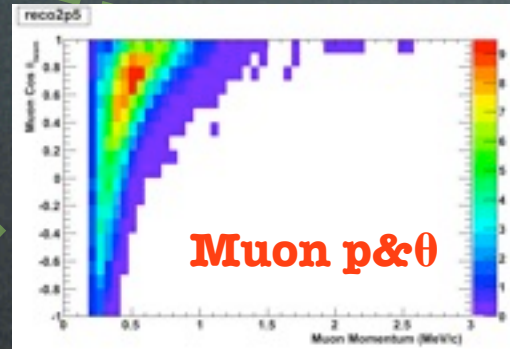
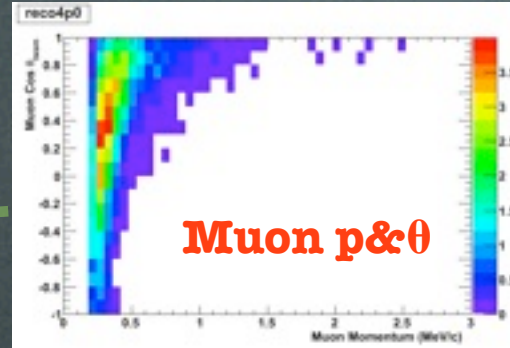
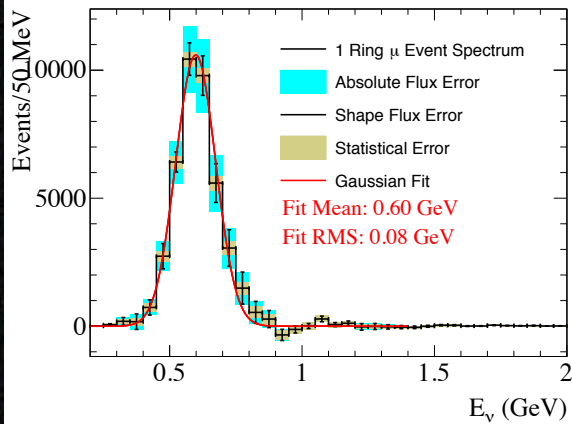
ν -Beam

-0.5 *

+1.0 *

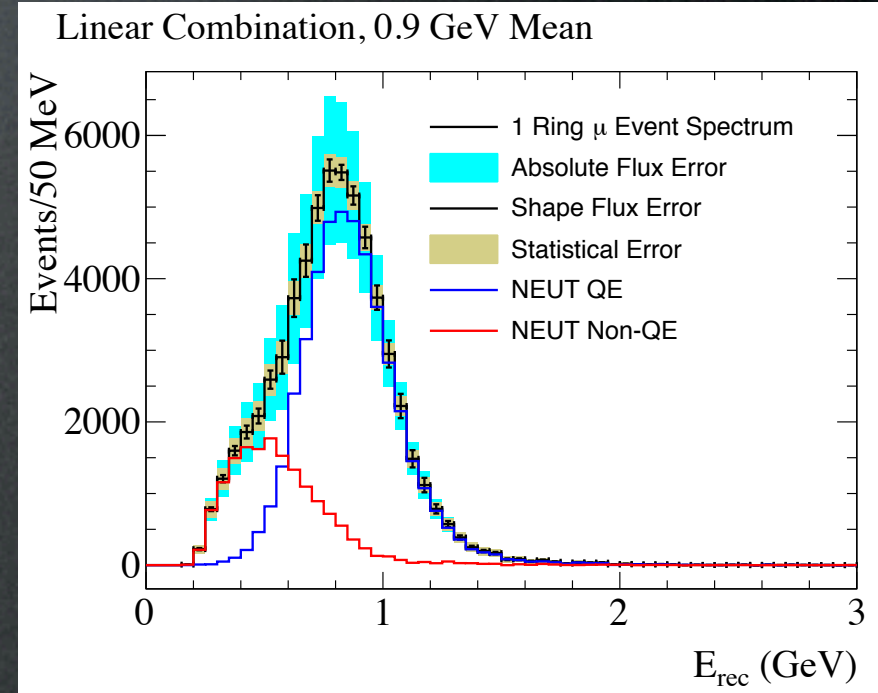
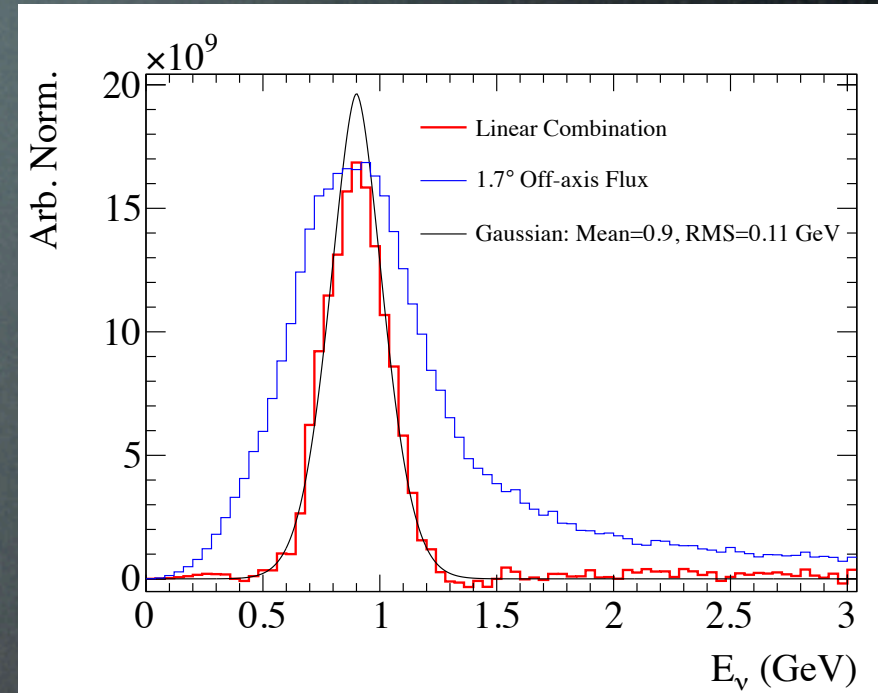
Take linear combinations!

600 MeV Monoenergetic Beam
using 60 slices
in off-axis angle



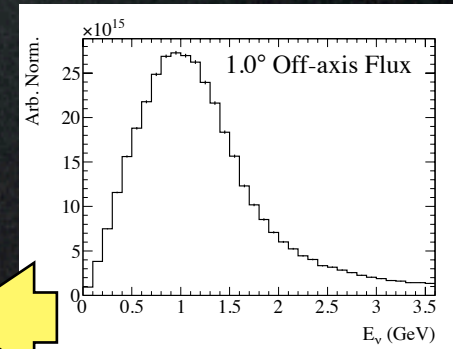
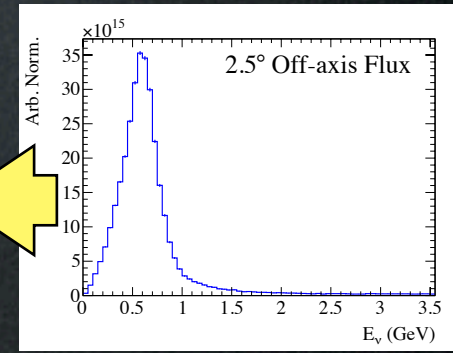
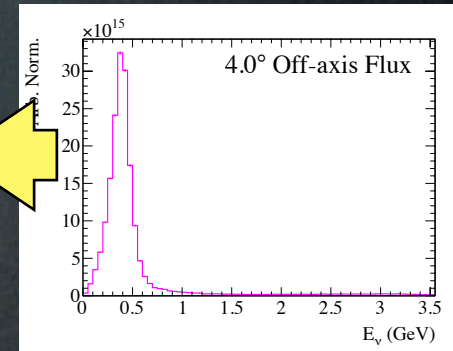
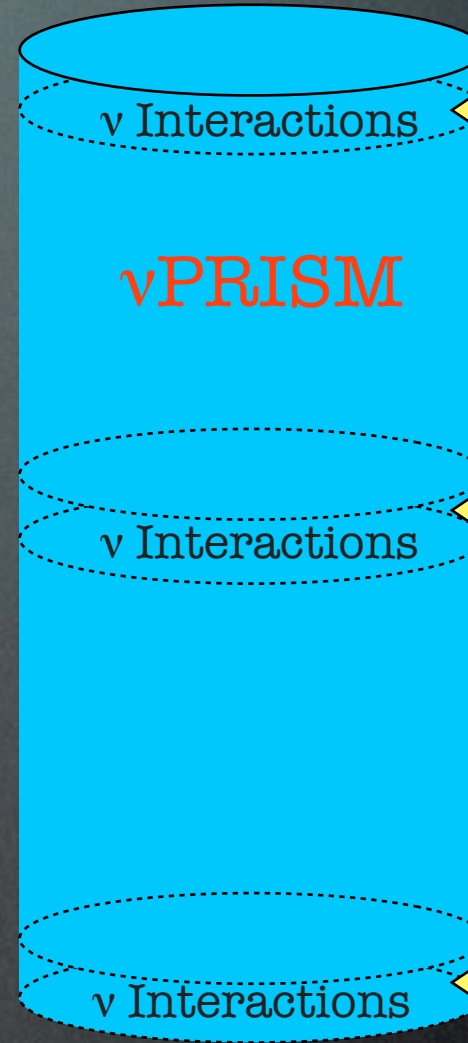
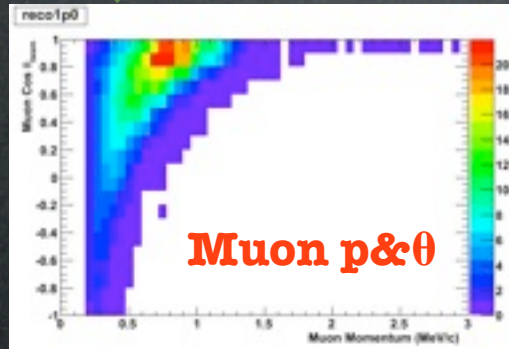
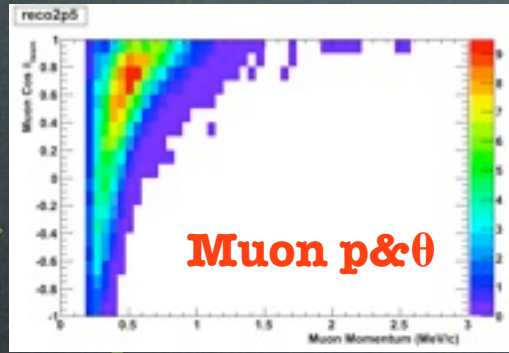
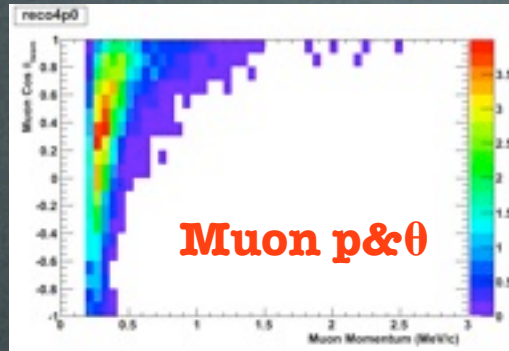
Benefits of a Monoenergetic Beam

- **Fully specified initial state!**
 - Electron-scattering-like measurements with neutrinos!
- First ever measurements of $\sigma^{\text{NC}}(E_\nu)$
 - Much better constraints on NC oscillation backgrounds
- First ever “**correct**” measurements of $\sigma^{\text{CC}}(E_\nu)$
 - No longer rely on final state particles to determine E_ν
- It is now possible to **separate the various components** of single- μ events!



NuPRISM in Oscillation Experiments

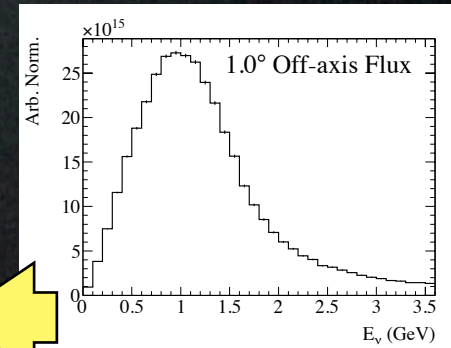
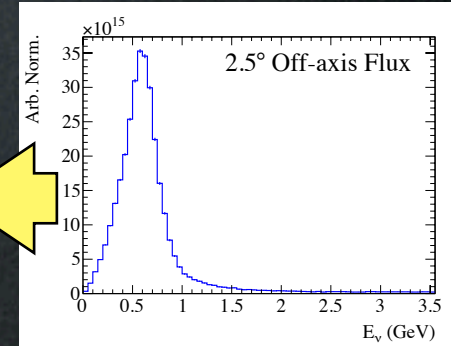
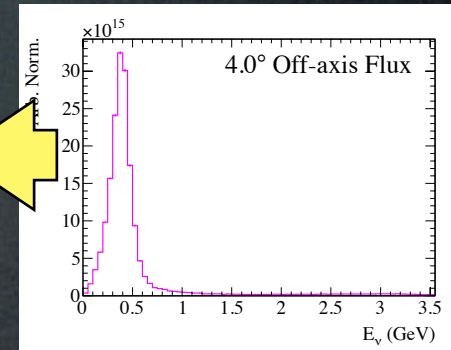
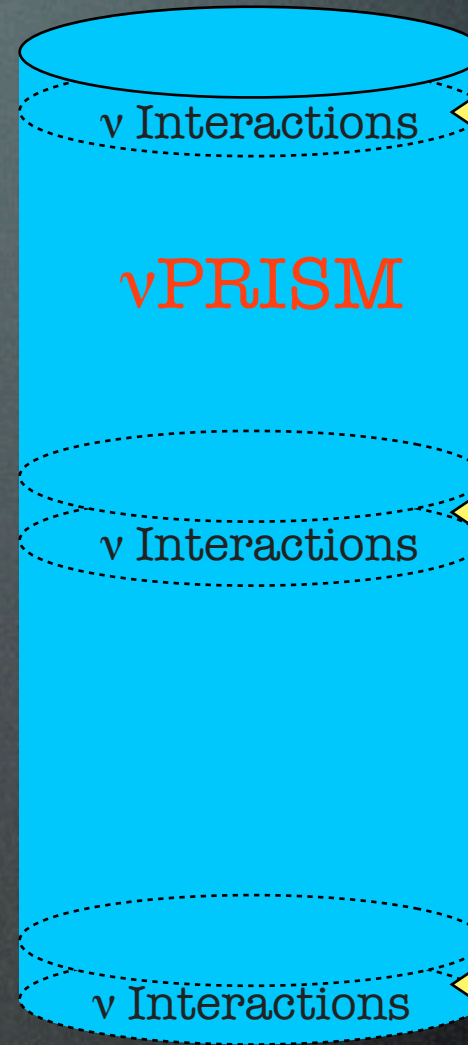
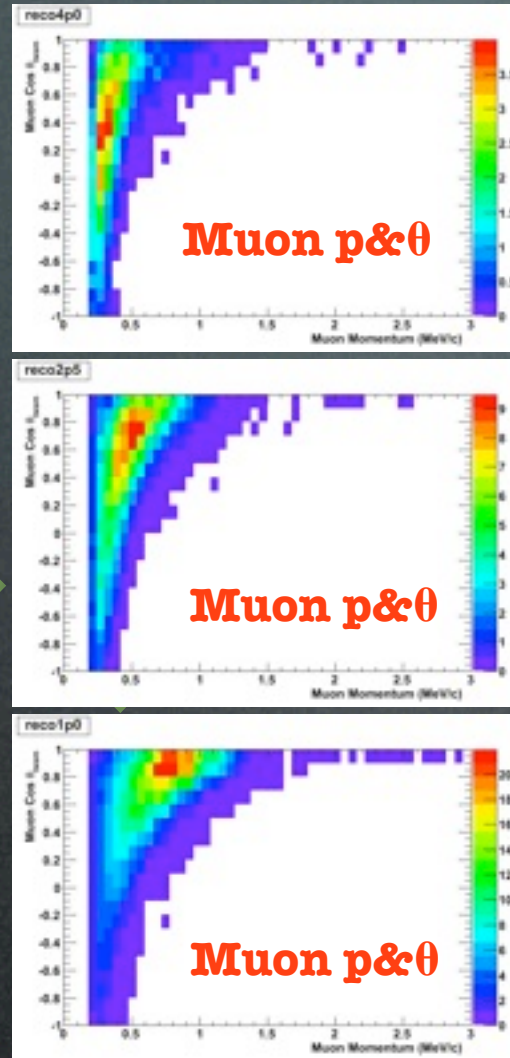
ν -Beam



NuPRISM in Oscillation Experiments

ν -Beam

Take different
linear
combinations!

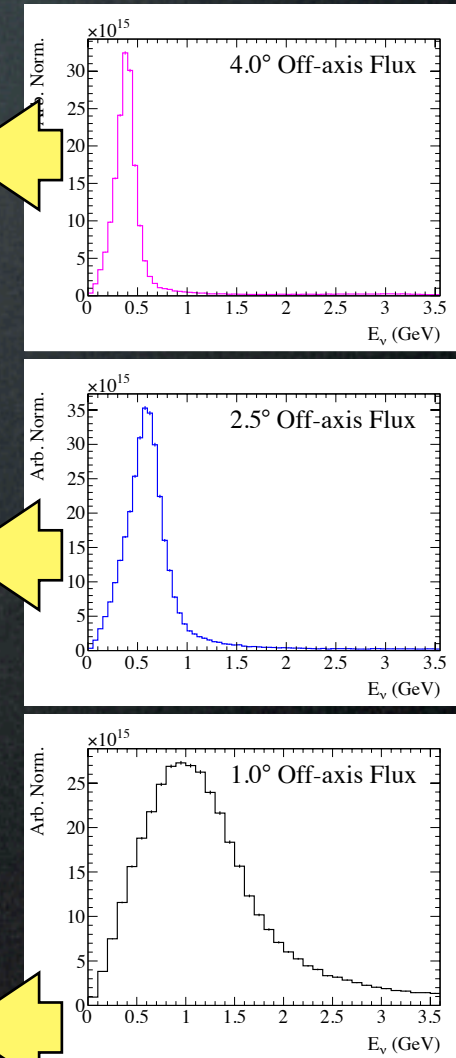
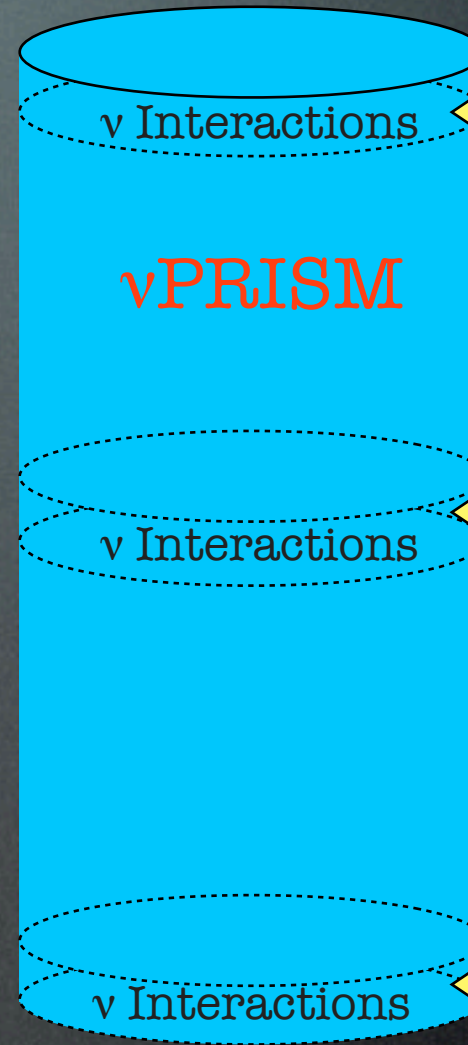
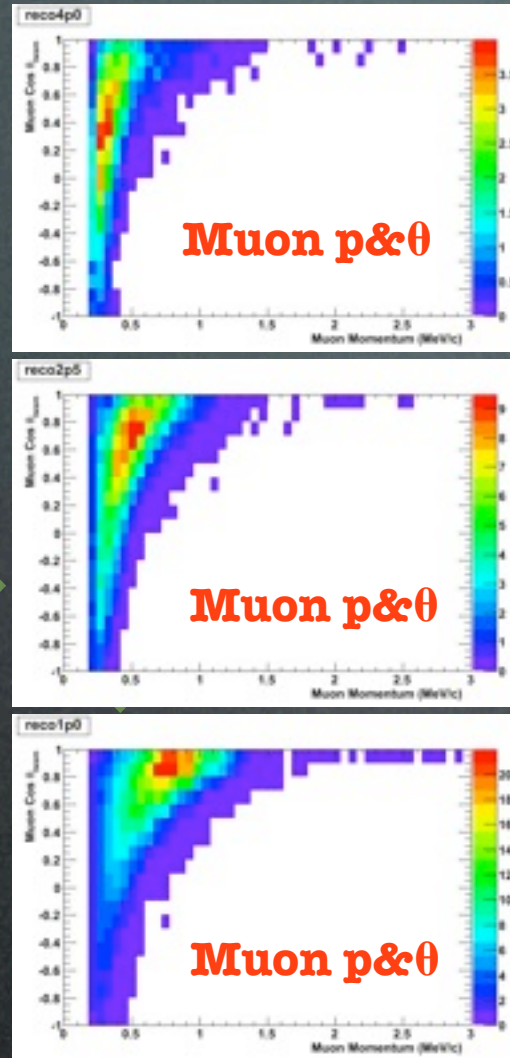


NuPRISM in Oscillation Experiments

ν -Beam

+1.0*

Take different
linear
combinations!



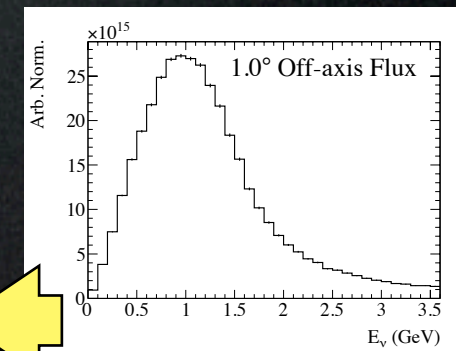
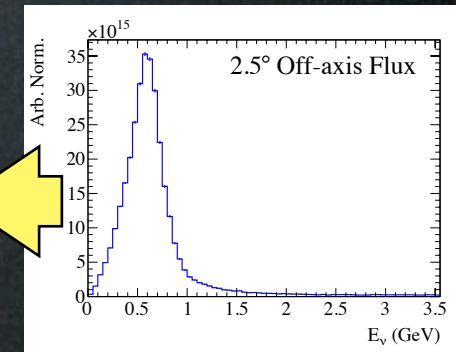
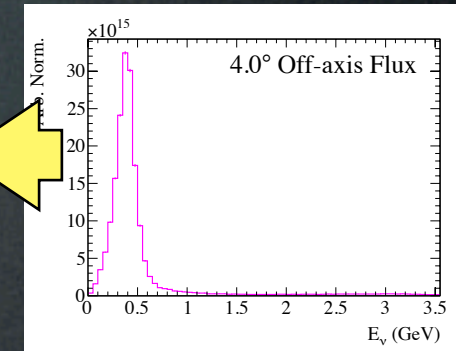
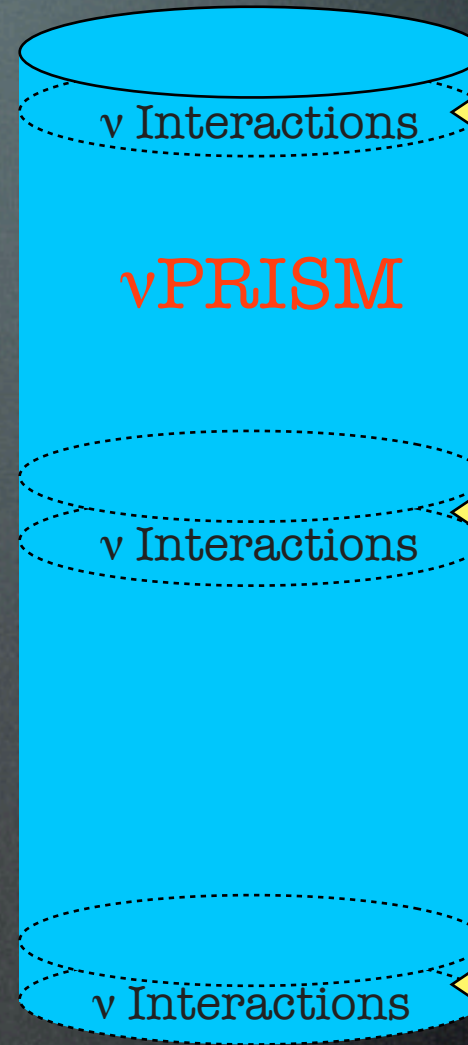
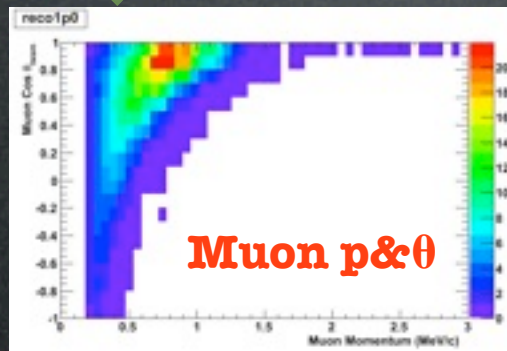
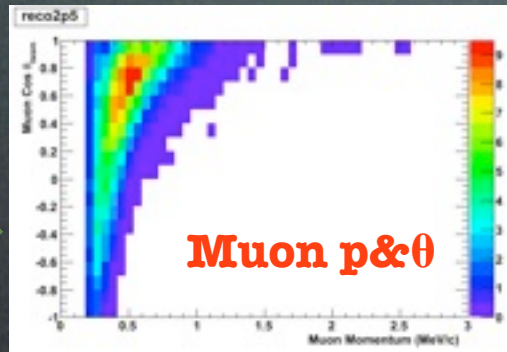
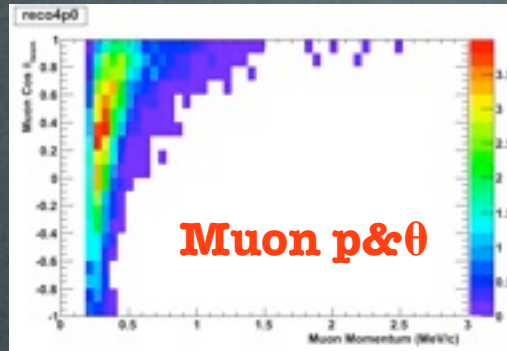
NuPRISM in Oscillation Experiments

ν -Beam

Take different
linear
combinations!

+1.0*

-0.8*

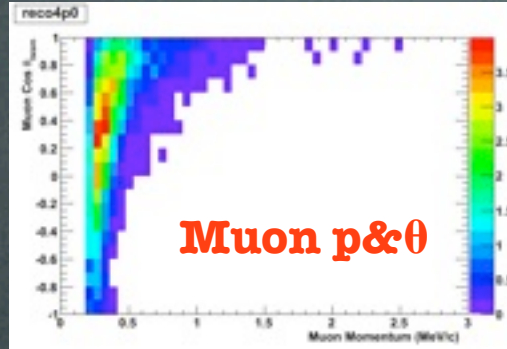


NuPRISM in Oscillation Experiments

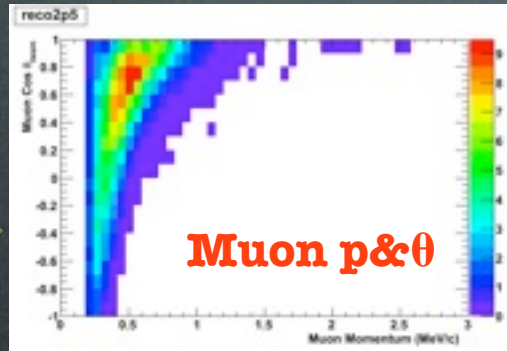
ν -Beam

Take different
linear
combinations!

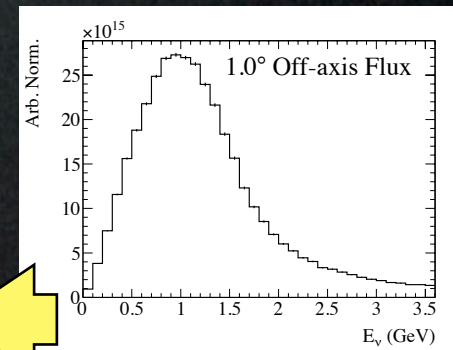
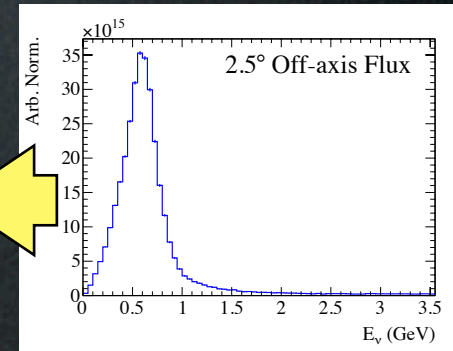
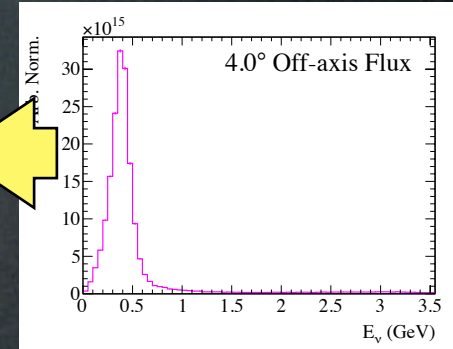
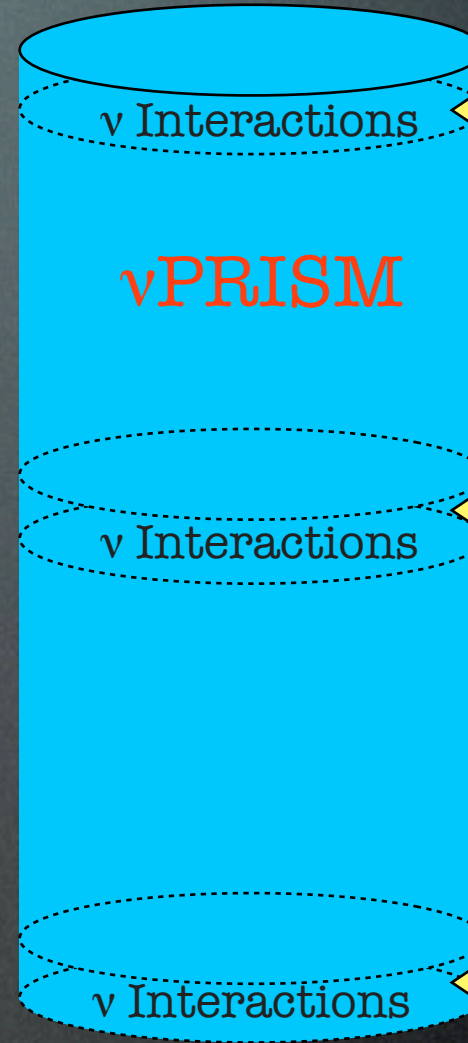
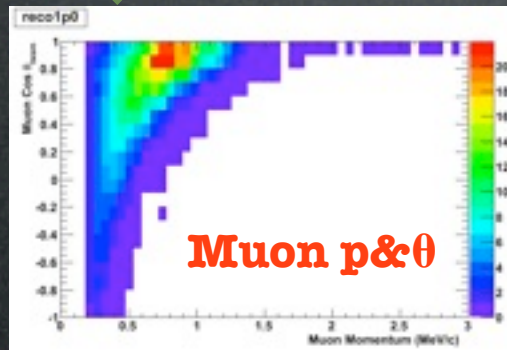
+1.0*



-0.8*



+0.2*

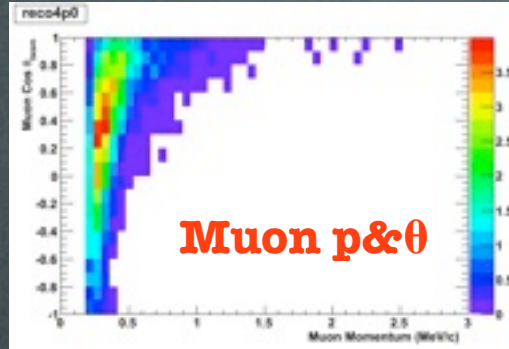


NuPRISM in Oscillation Experiments

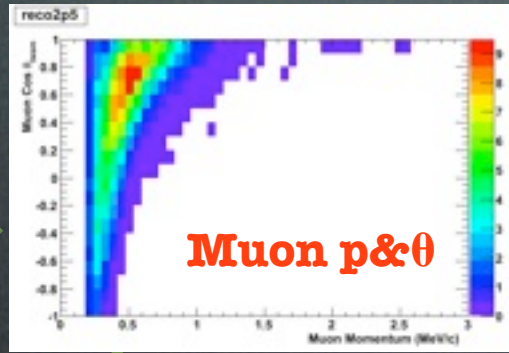
ν -Beam

Take different linear combinations!

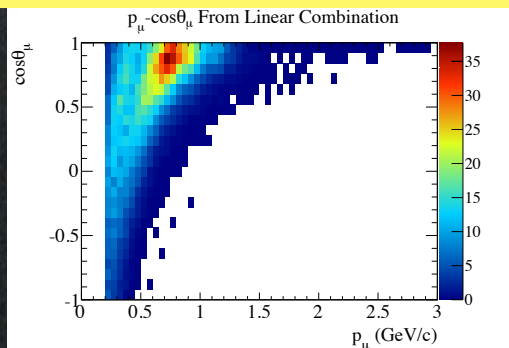
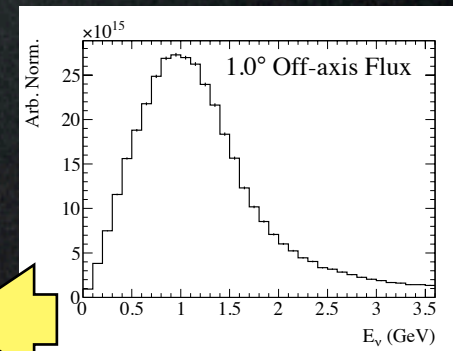
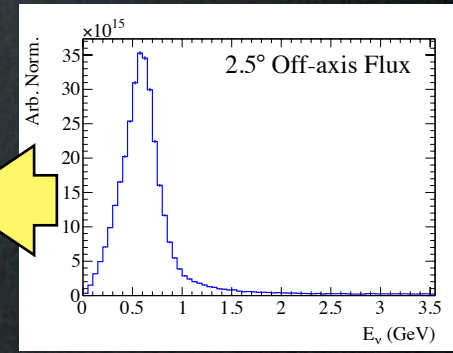
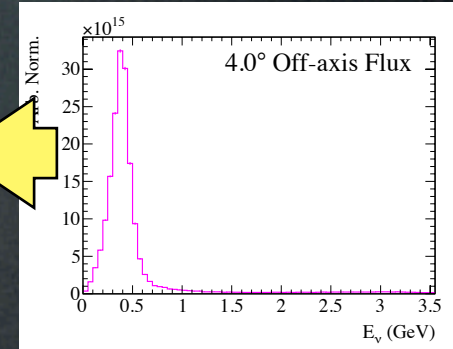
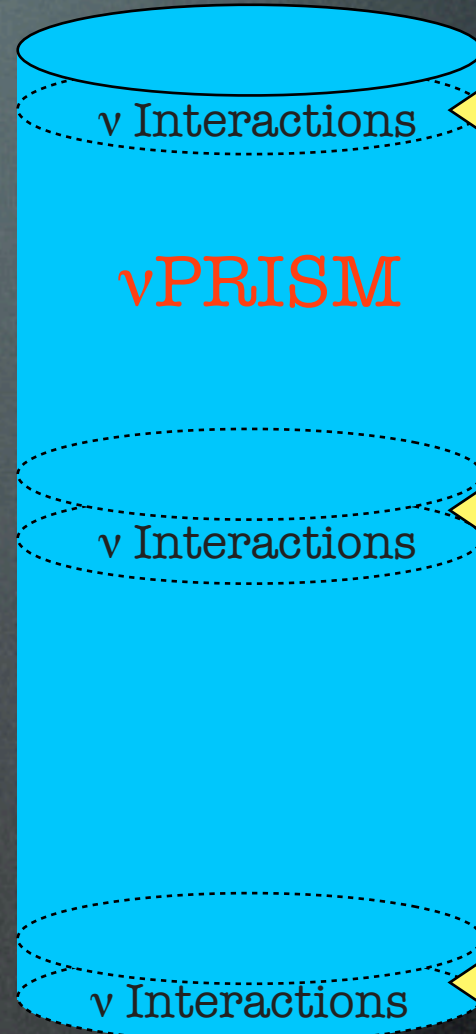
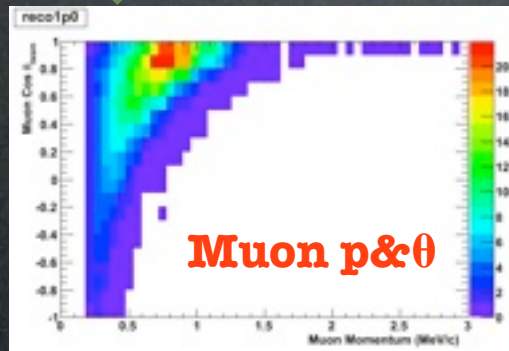
+1.0 *



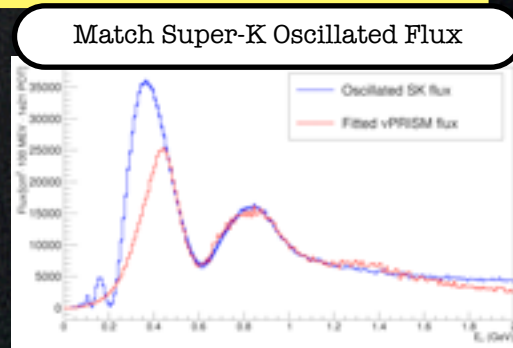
-0.8 *



+0.2 *

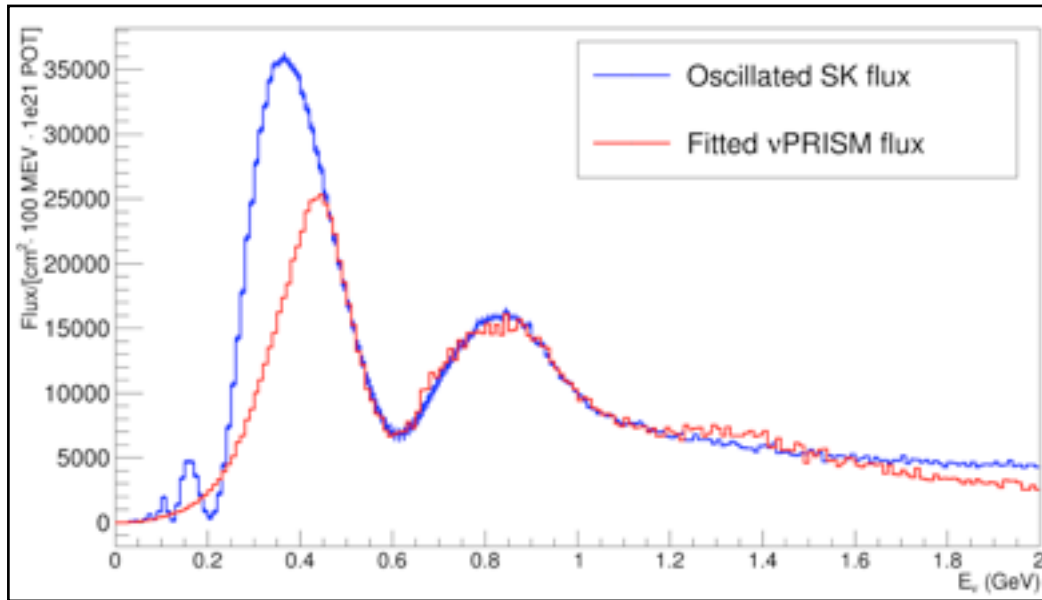


Measured oscillated p&theta spectrum in a near detector!

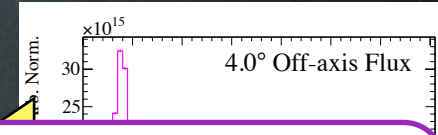
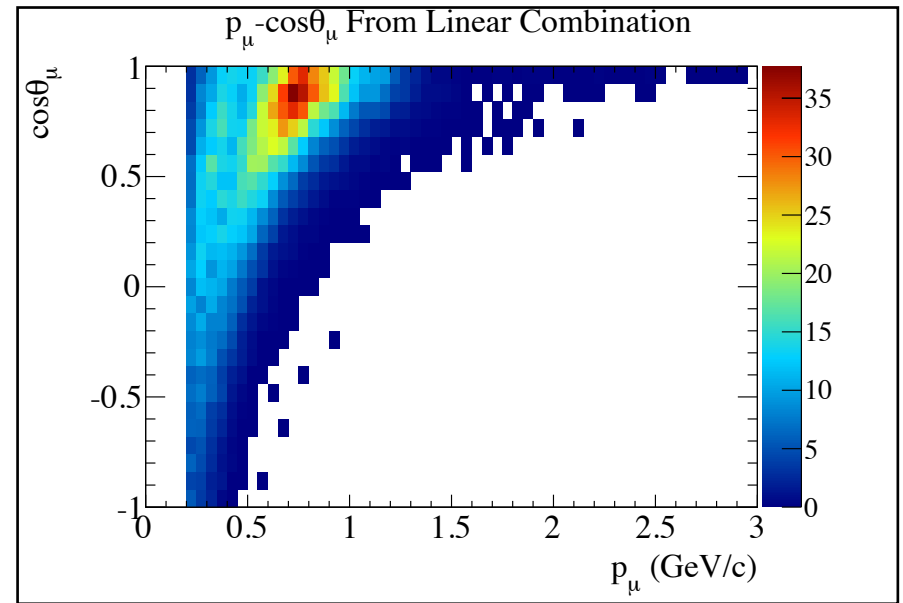


NuPRISM in Oscillation Experiments

Oscillated Flux Produced at the Near Detector!



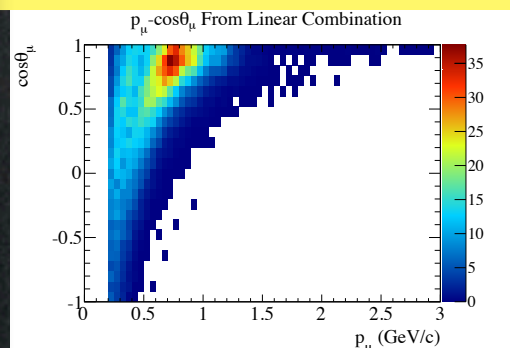
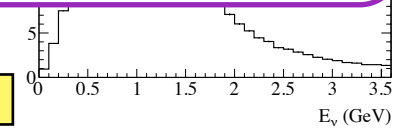
Oscillated p&θ Measured at the Near Detector!



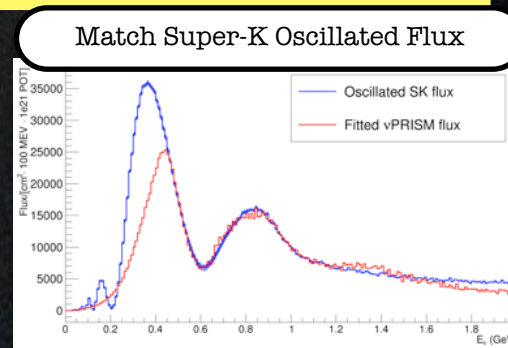
This is the procedure used for the **T2K/nuPRISM** ν_μ disappearance analysis (more later)



ν Interactions

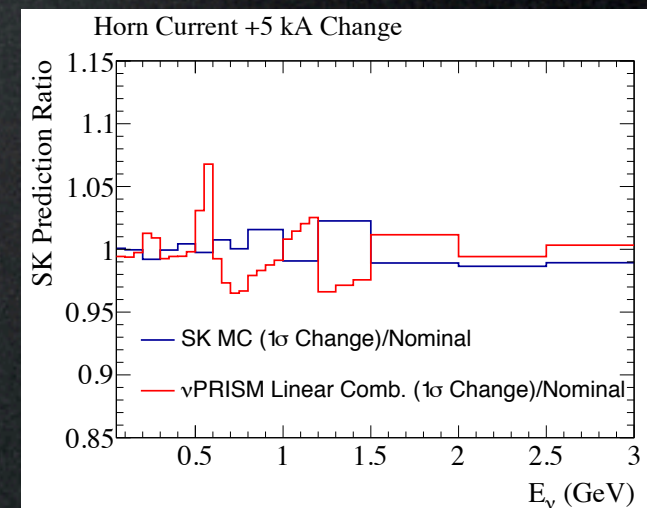
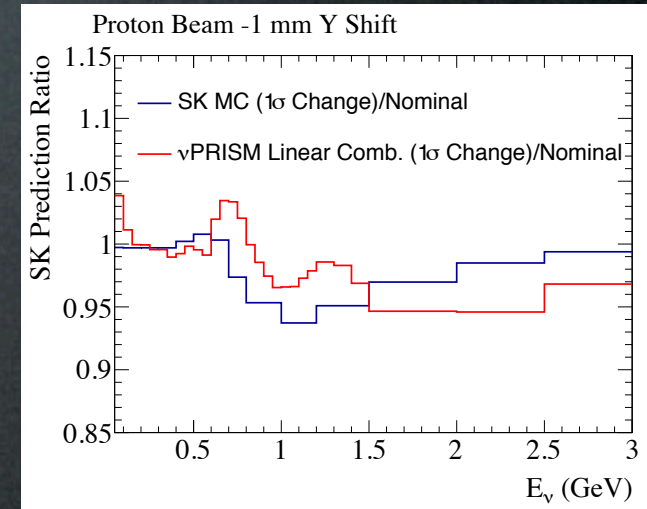
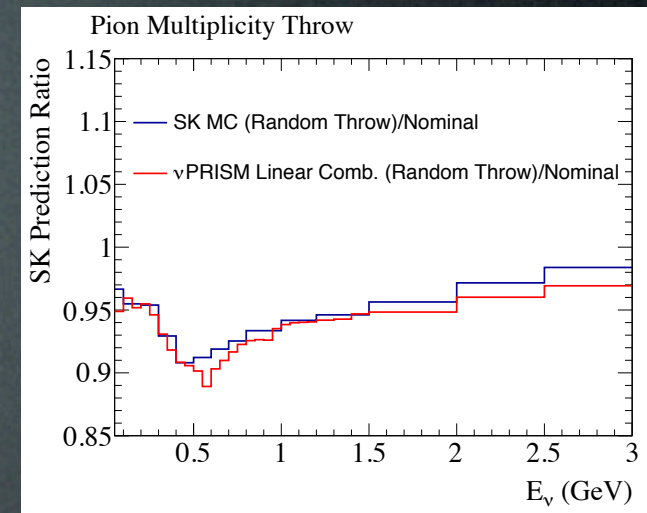


Measured oscillated p&θ spectrum in a near detector!




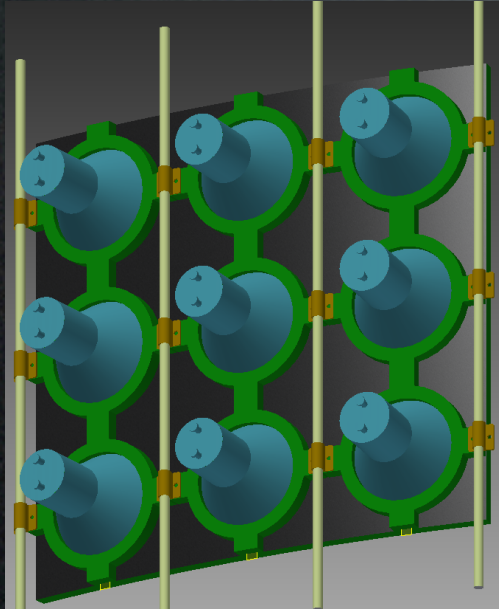

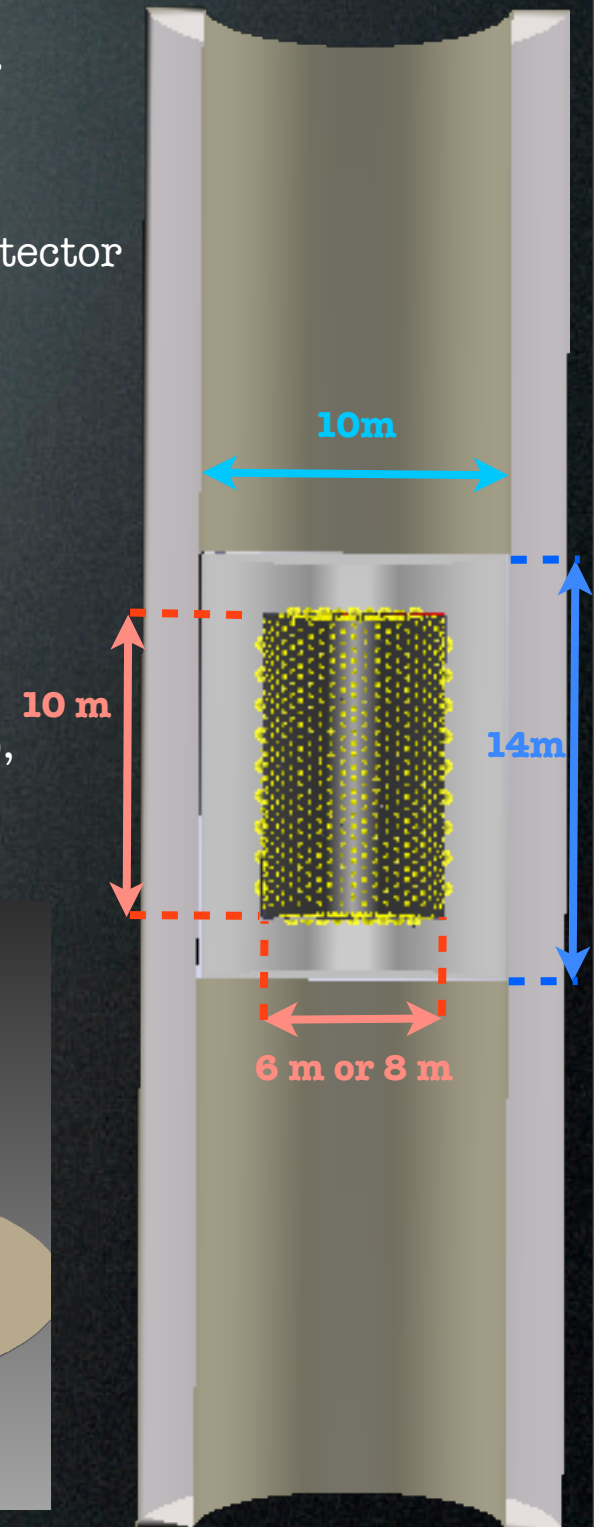
Beam Uncertainties

- Haven't we just replaced **unknown cross section errors** with **unknown flux errors**?
 - Yes! But only relative flux errors are important!
 - Cancellation exist between nuPRISM and far detector variations
- **Normalization uncertainties will cancel** in the NuPRISM analysis
 - Cancellations persist, even for the NuPRISM linear combination
- Variations that affect off-axis angle shape are most important
 - Horn current, beam direction, alignment, etc.
- First analyses indicate that flux variations do not significantly impact NuPRISM analyses (more later)



Detector Design

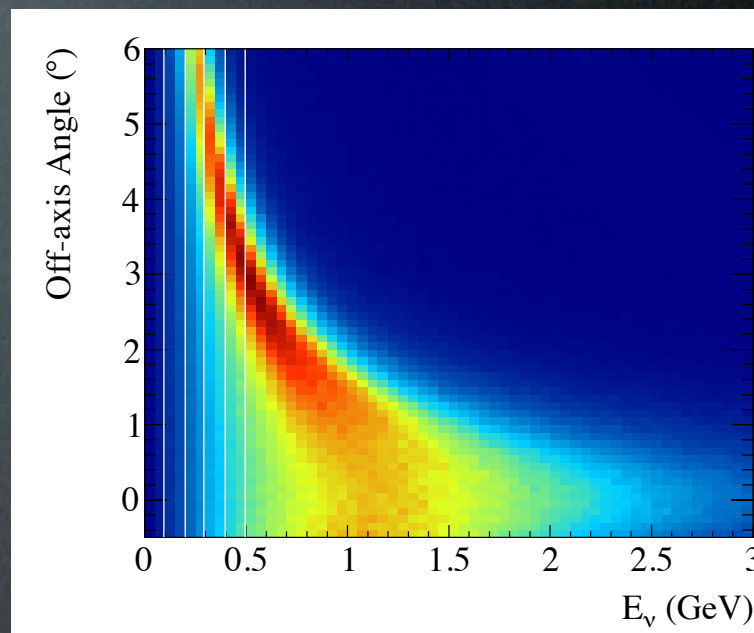
- At 1 km, need 50 m tall tank to span 1-4° off-axis angle
- Instrument one subsection of the tank at a time with a moveable detector
- Baseline design:
 - Inner Detector (ID): 6 m or 8 m diameter, 10 m tall
 - 8" and 5" PMTs are both under study
 - Outer Detector (OD): 10m diameter, 14m tall
 - Default plan is to use HK prototype 20" PMTs
- To improve sand muon tagging (precise entering position and time), OD is surrounded by scintillator panels



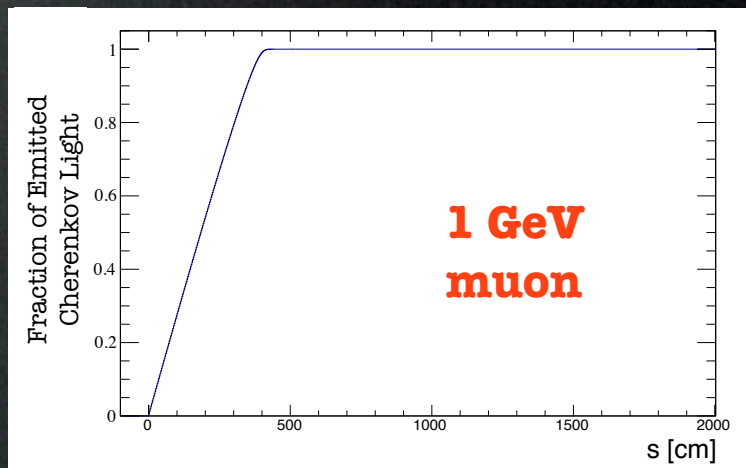
Other Design Considerations

- **Civil construction is expensive!**
 - Need to minimize excavation volume
- **Off-axis angle range (i.e. E_ν range)**
 - On-axis flux peaks at 1.2 GeV
 - 4° (6°) off-axis peaks at ~ 380 (~ 260) MeV
 - Beam points 3.63° below horizon, so get $\sim 4^\circ$ for free
- **Distance to target**
 - At 1 (1.2) km, need 54 (65) m deep pit to span 1° - 4°
 - Event pileup must be manageable
- **Tank diameter**
 - Determines maximum muon contained
 - 4 m (+ FV cut) for 1 GeV/c muon
 - PID degrades near the wall
 - Important for selecting e-like events
 - Larger = more stats, but also more pileup
 - Larger = more PMTs = more expensive
 - How much outer detector is necessary?

Off-axis Fluxes



Muon Range



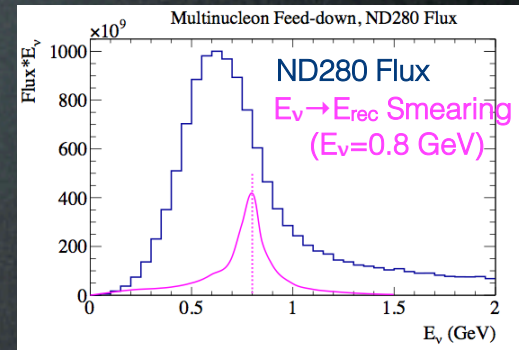
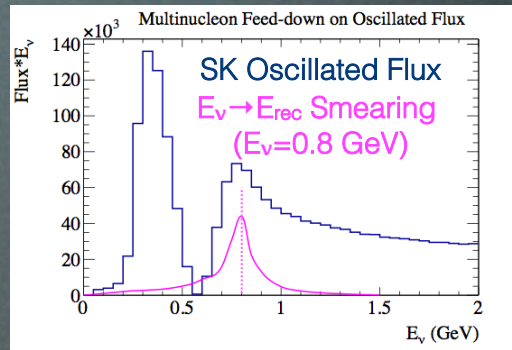
The nuPRISM ν_μ Disappearance Analysis

Most straightforward to perform, and directly
impacts sensitivity to CP violation

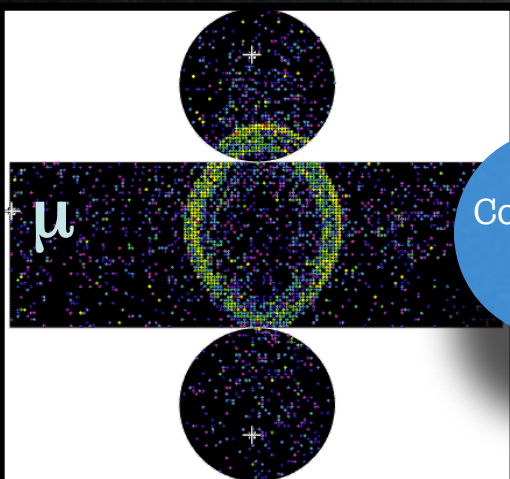
Reminder: Standard Oscillation Experiment Technique

Different near and far detector fluxes do not allow for a precise feed-down constraint at the near detector

Must resort to constraining parameters in models known to be incorrect



Observed far detector signal:
1-ring muon events



Composed Of:

Nuclear model

CCQE: $\mu^- + p$
(p unobserved)

CC π^+ : $\mu^- + N + \pi^+$
(p, π^+ unobserved)

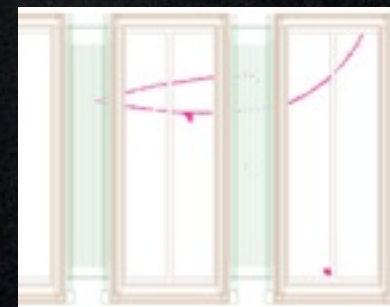
CCDIS: $\mu^- + X$
(X unobserved)

NC π^+ : $\pi^+ + n$
(π^+ misidentified, n unobserved)

Predicted by poorly understood models

Parameter	E_ν Range	Nominal	Error	Class
M_A^{QE}	all	1.21 GeV/ c^2	0.45	shape
M_A^{RES}	all	1.41 GeV/ c^2	0.11	shape
p_F ^{12}C	all	217 MeV/ c	30	shape
E_B ^{12}C	all	25 MeV	9	shape
SF ^{12}C	all	0 (off)	1 (on)	shape
CC Other shape ND280	all	0.0	0.40	shape
Pion-less Δ Decay	all	0.0	0.2	shape
CCQE E1	$0 < E_\nu < 1.5$	1.0	0.11	norm
CCQE E2	$1.5 < E_\nu < 3.5$	1.0	0.30	norm
CCQE E3	$E_\nu > 3.5$	1.0	0.30	norm
CC1 π E1	$0 < E_\nu < 2.5$	1.15	0.43	norm
CC1 π E2	$E_\nu > 2.5$	1.0	0.40	norm
CC Coh	all	1.0	1.0	norm
NC1 π^0	all	0.96	0.43	norm
NC 1 π^\pm	all	1.0	0.3	norm
NC Coh	all	1.0	0.3	norm
NC other	all	1.0	0.30	norm
ν_μ/ν_e	all	1.0	0.03	norm
$\nu/\bar{\nu}$	all	1.0	0.40	norm

Simultaneously constrain flux and cross section parameters with a near detector

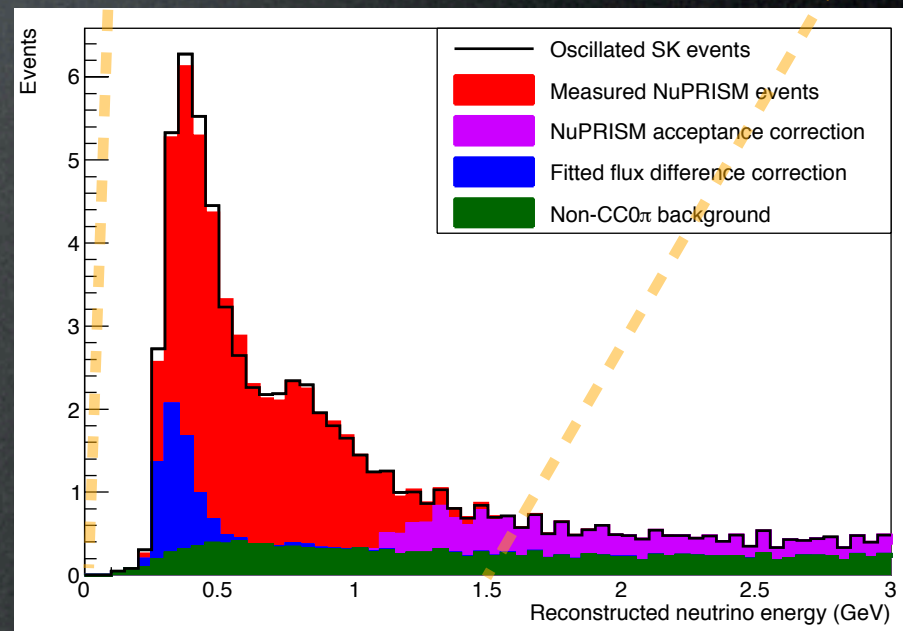
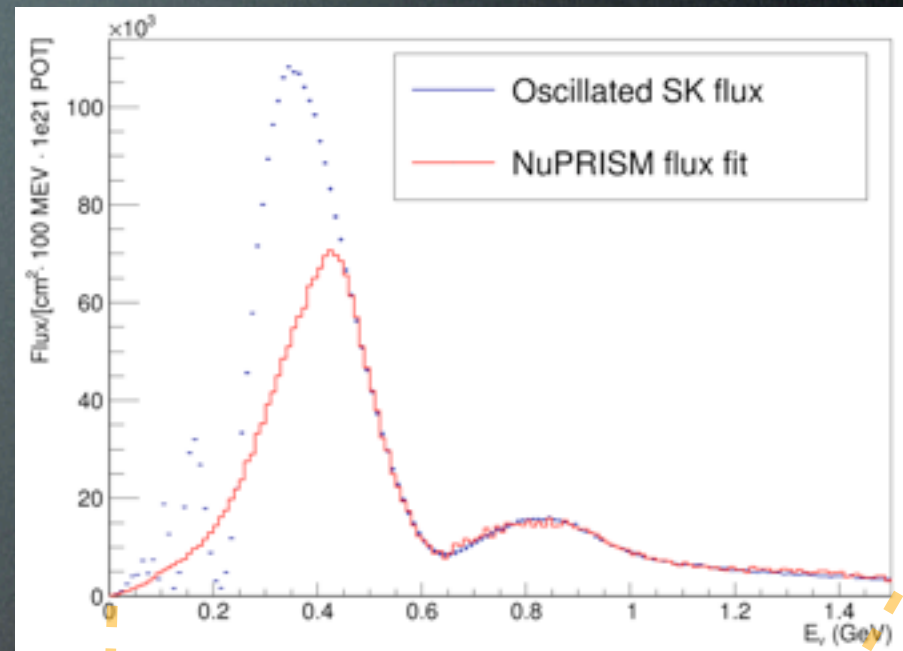


Often with a different nuclear target and phase space

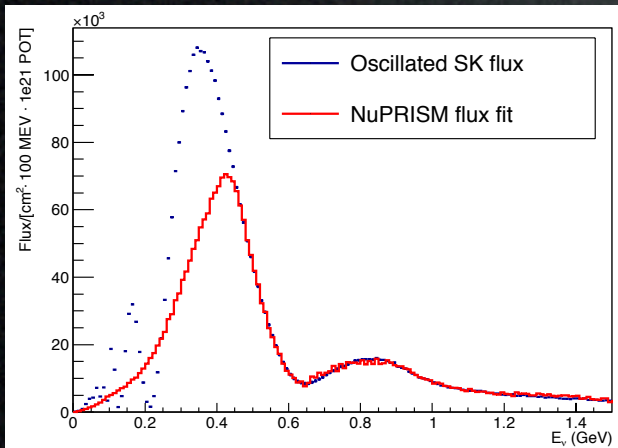
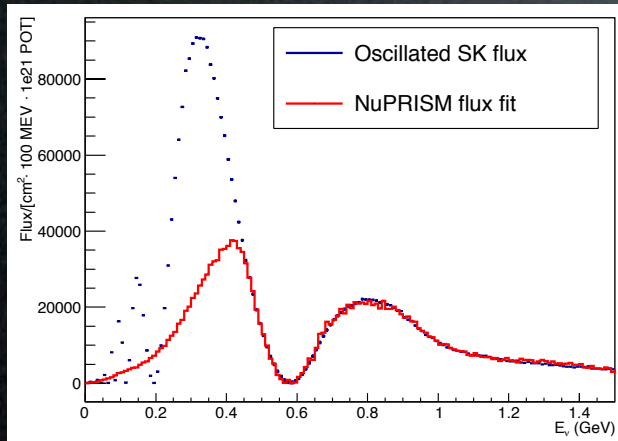
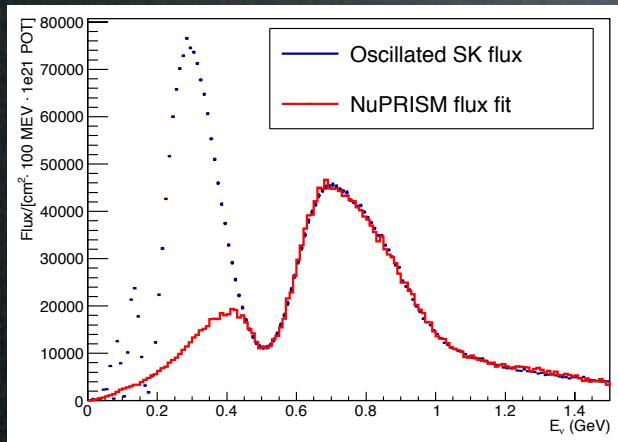
...

NuPRISM Technique

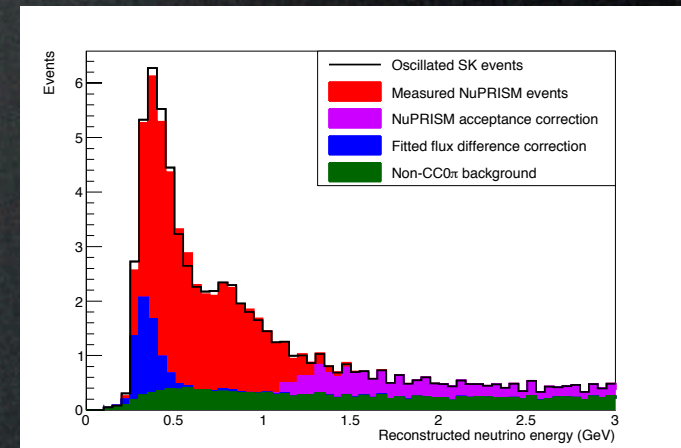
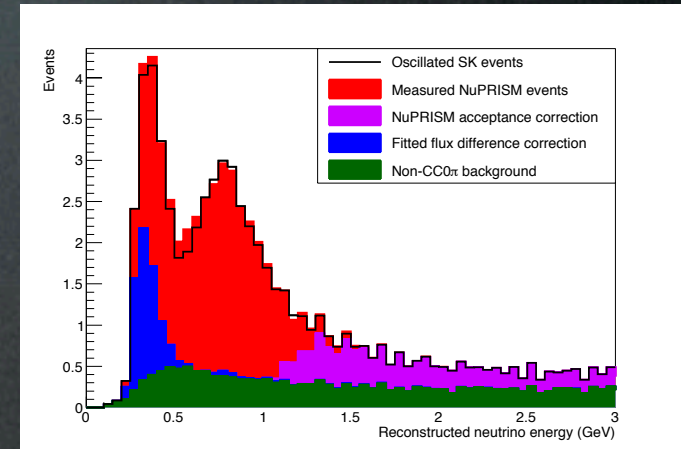
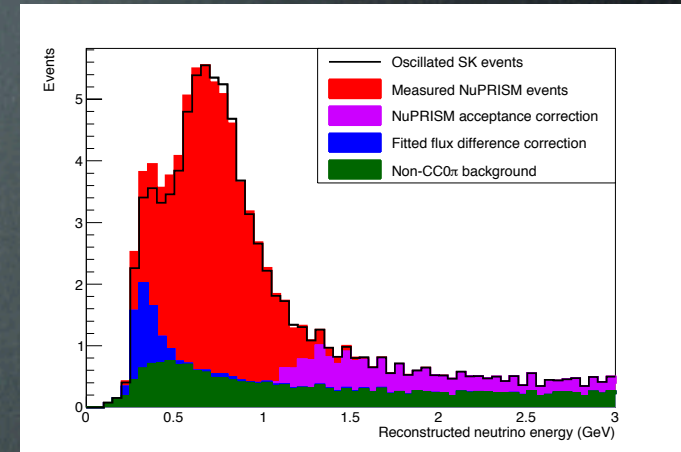
- Flux is now the same at the near and far detector
 - **Can just measure observed muon p vs θ for any oscillated flux**
- Same signal selection as used at Super-K
 - Single, muon-like ring
- **Signal events** are defined as **all true single-ring, muon-like events**
 - A muon above Cherenkov threshold
 - All other particles below Cherenkov threshold
 - Signal includes CCQE, multi-nucleon, $CC\pi^+$, etc.
- **No need to make individual measurements of each process and extrapolate to oscillated E_ν spectrum**
 - Some corrections are needed for different detector acceptance, flux fit differences, and remaining backgrounds



“Oscillations” in a Near Detector

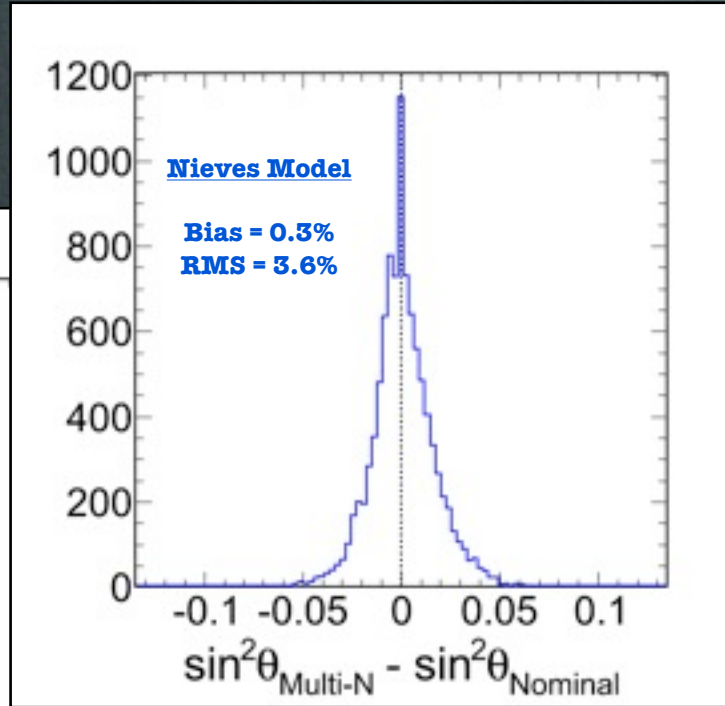
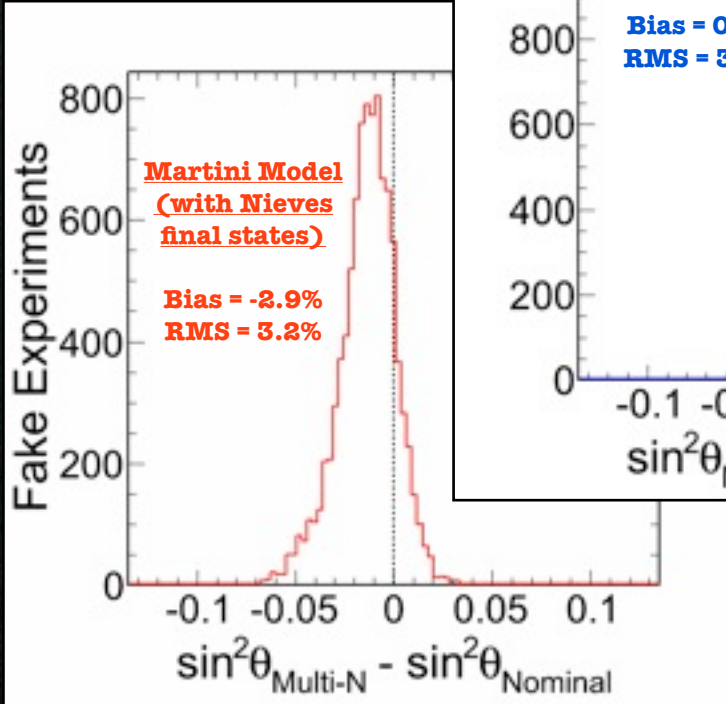


- Red region is directly measured by NuPRISM
- Blue region is flux difference correction
- Green is SK non-CC0 π background
- Partially cancels with already-subtracted NuPRISM CC0 π background
- Magenta is acceptance correction
- (geometric muon acceptance)
- SK prediction is largely from directly measured component



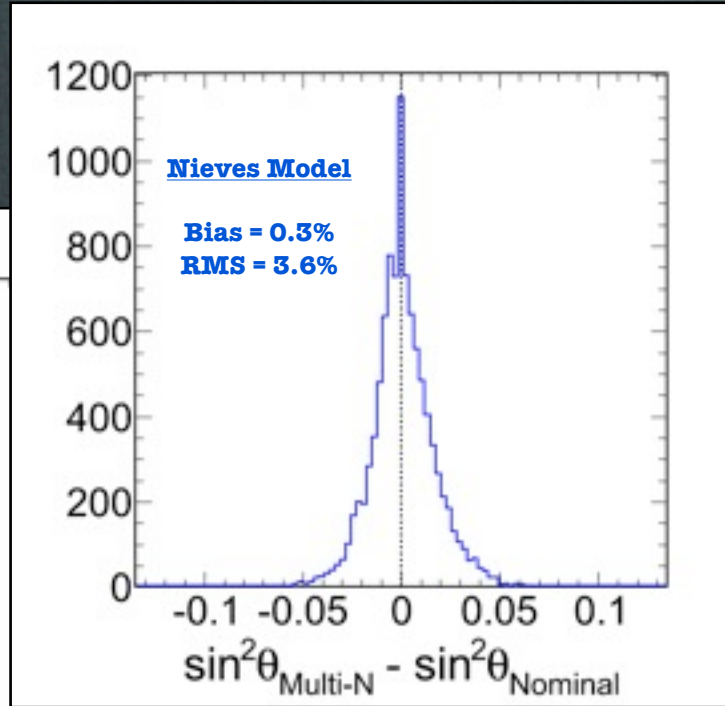
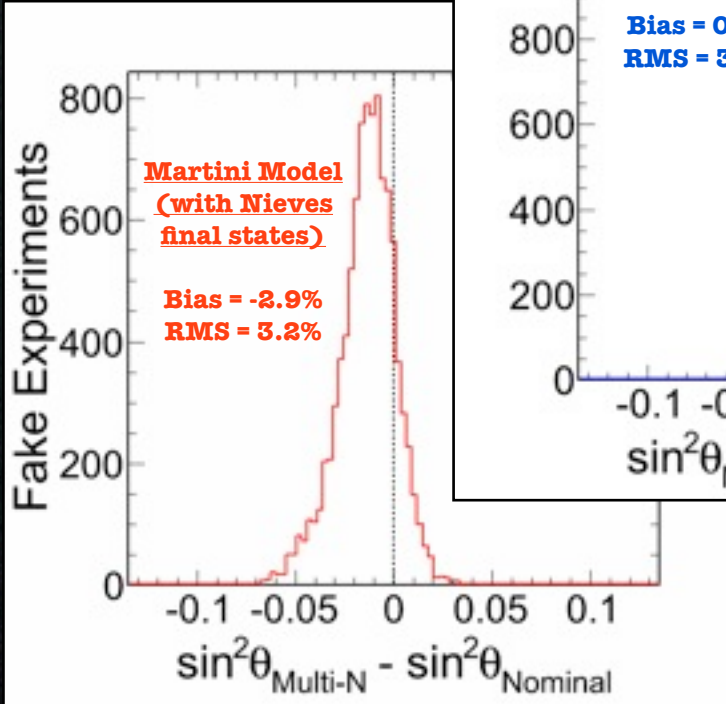
NuPRISM ν_μ Disappearance Constraint

Standard T2K Analysis



NuPRISM ν_μ Disappearance Constraint

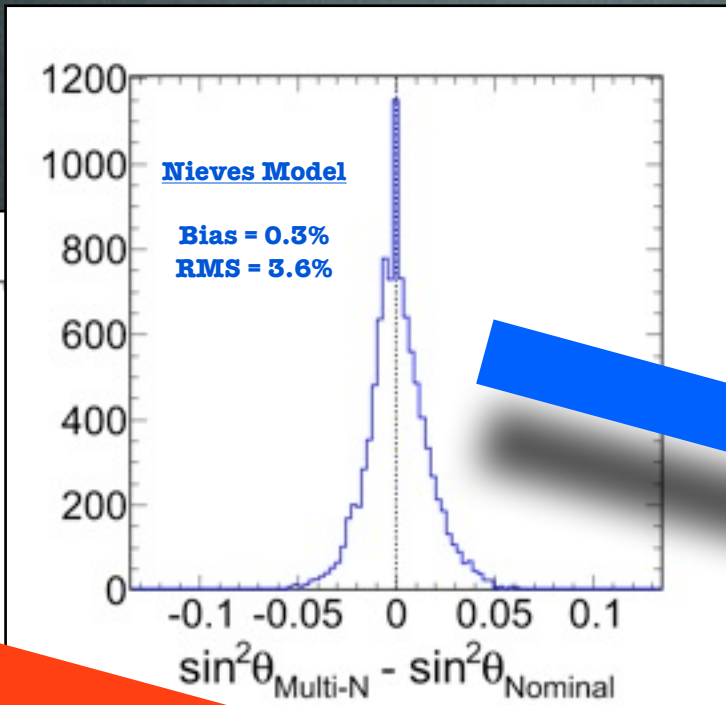
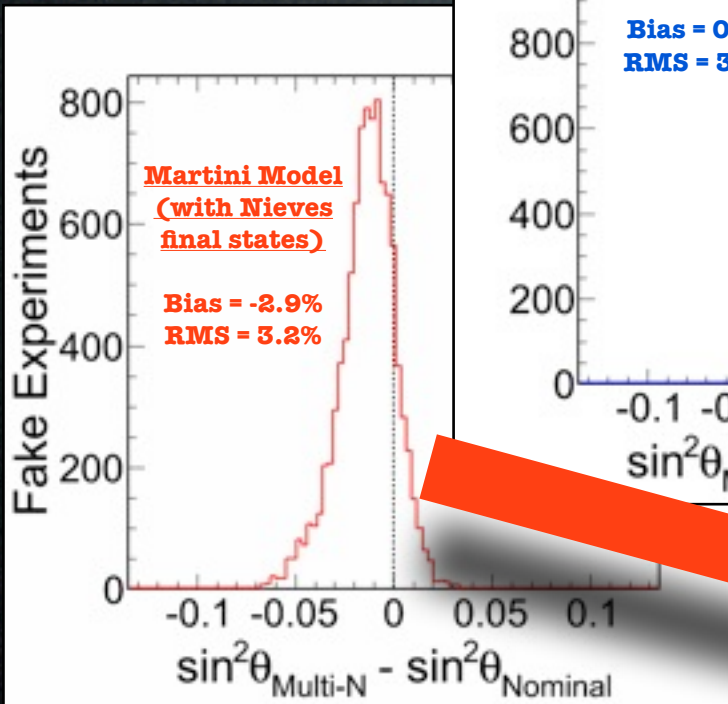
Standard T2K Analysis



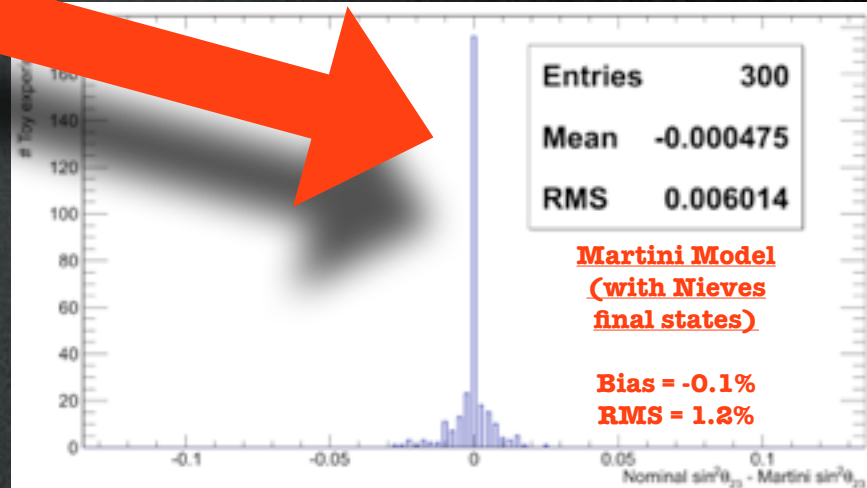
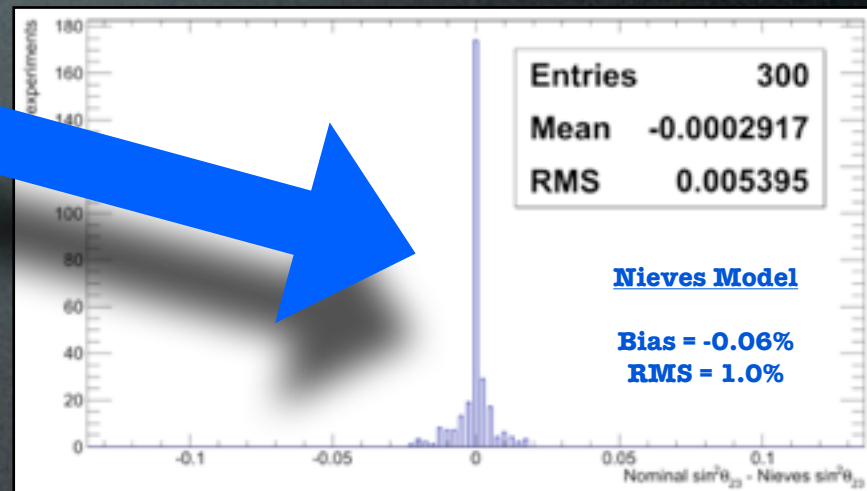
ν PRISM Analysis

NuPRISM ν_μ Disappearance Constraint

Standard T2K Analysis

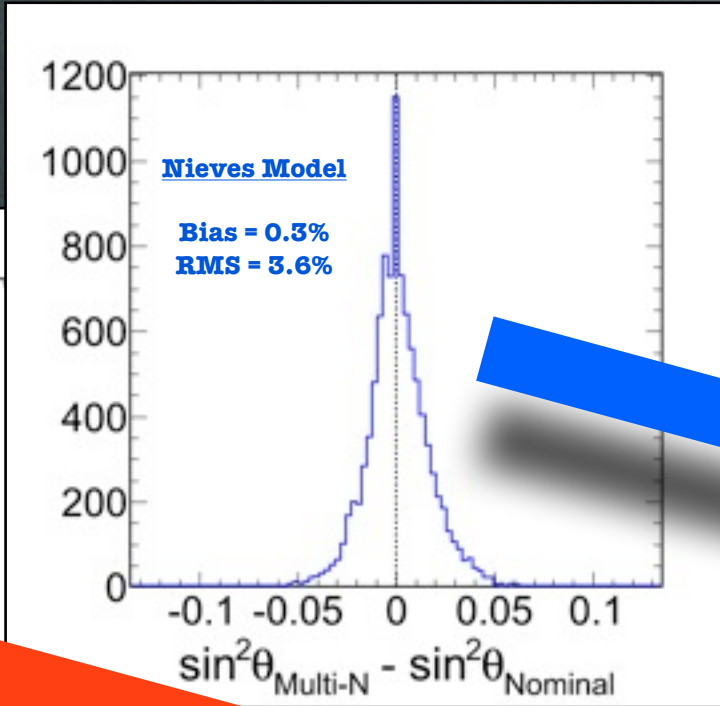
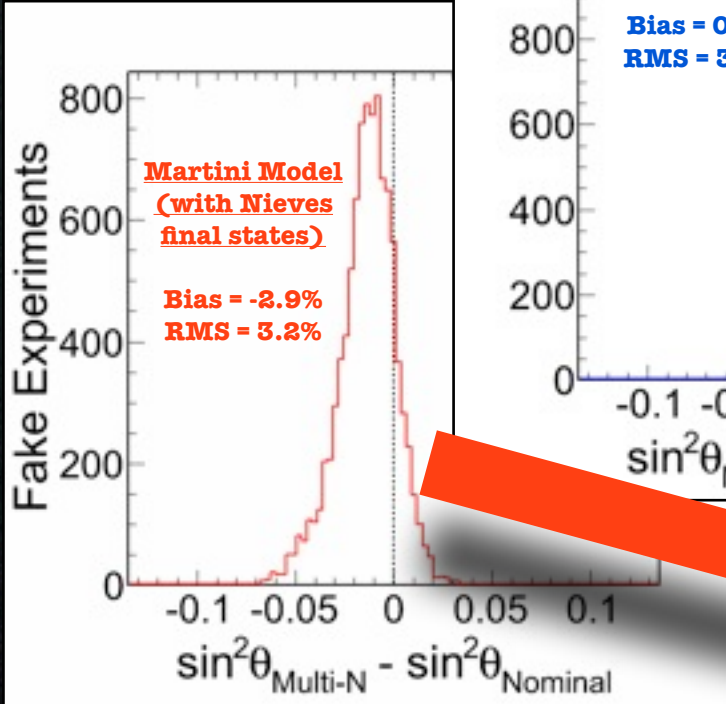


ν PRISM Analysis

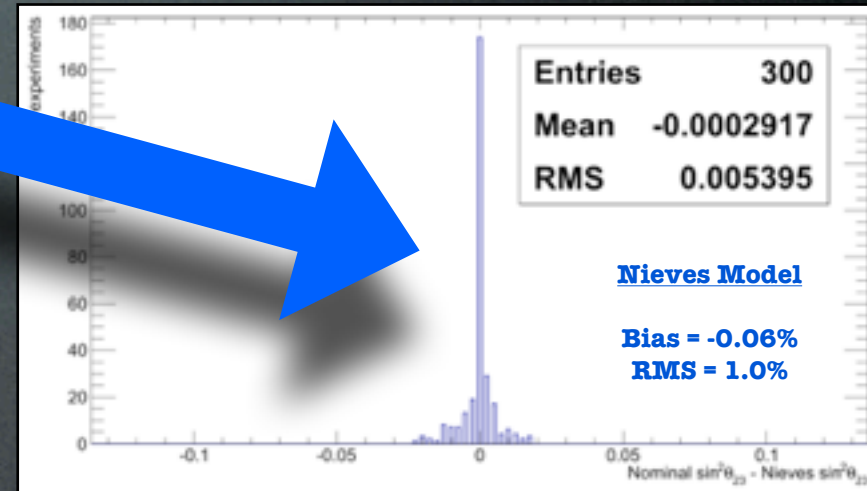


NuPRISM ν_μ Disappearance Constraint

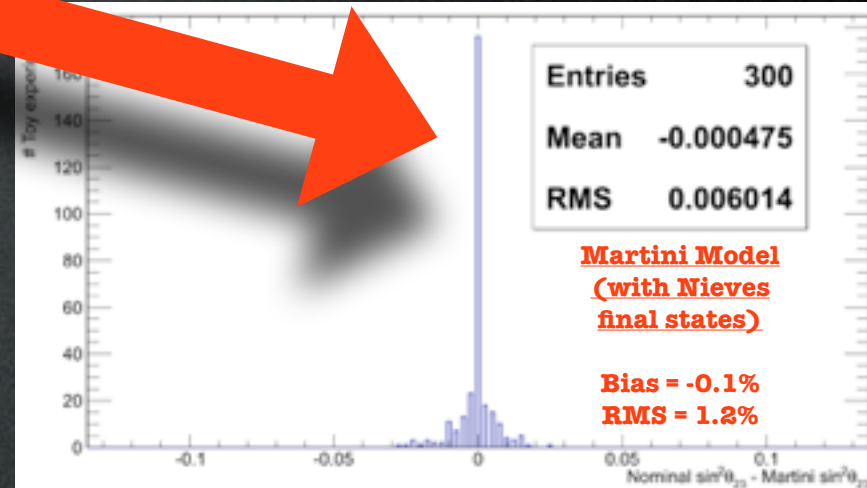
Standard T2K Analysis



ν PRISM Analysis

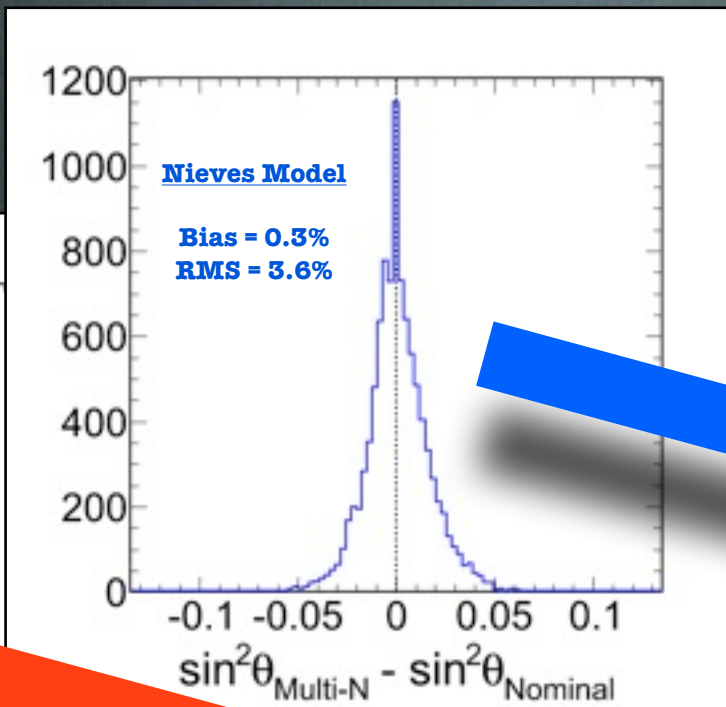
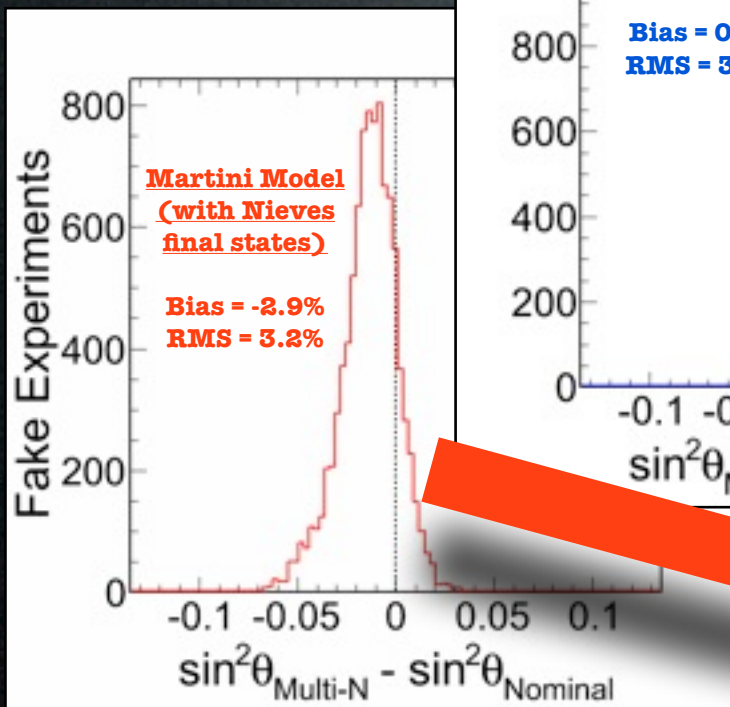


- Fake data studies show the bias in θ_{13} is reduced from **4.3%/3.6%** to **1.2%/1.0%**

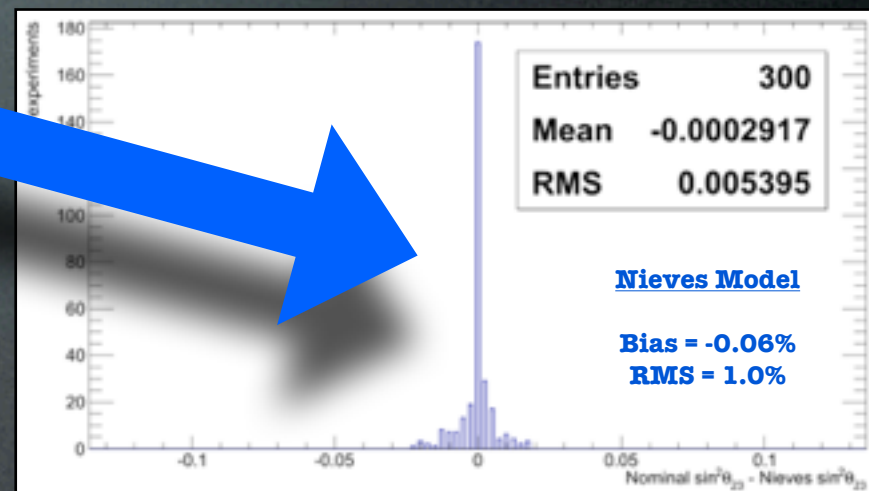


NuPRISM ν_μ Disappearance Constraint

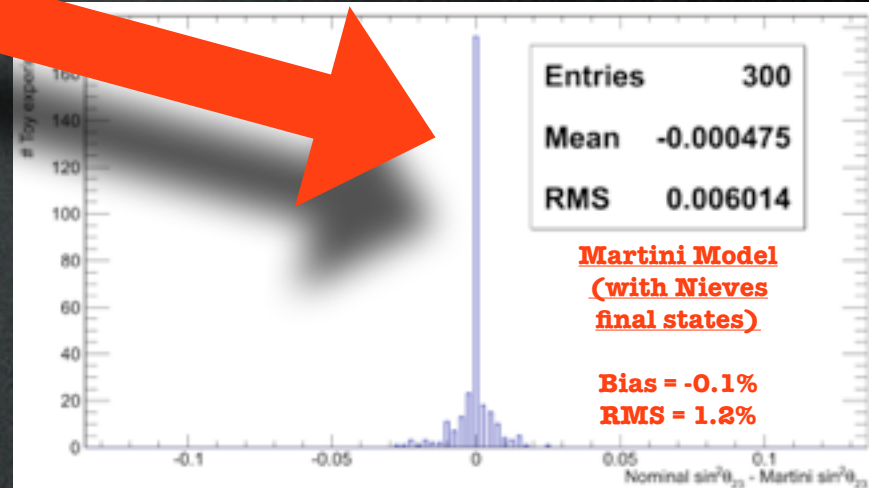
Standard T2K Analysis



ν PRISM Analysis

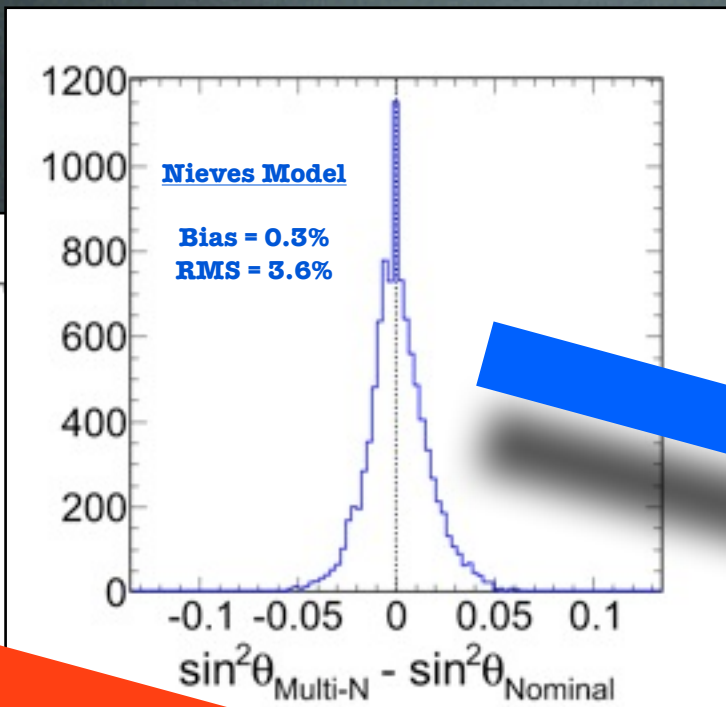
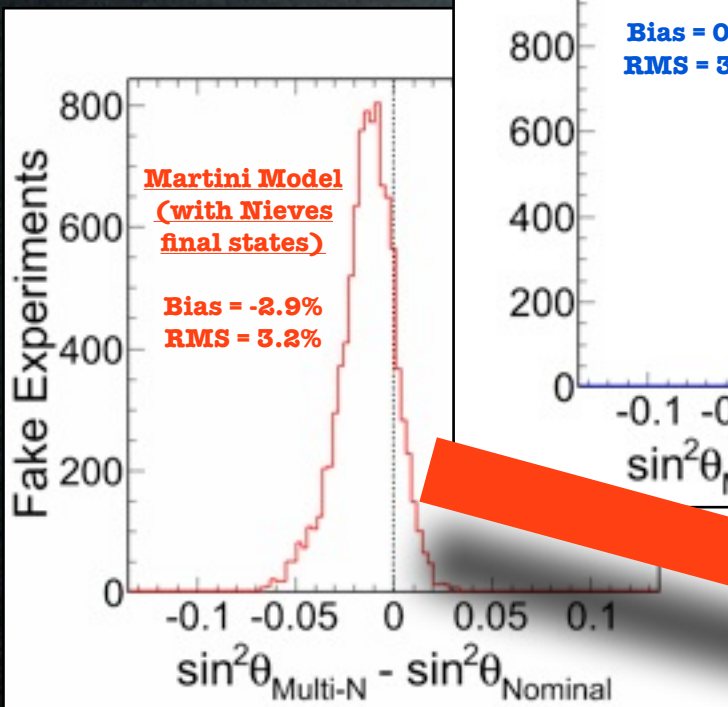


- Fake data studies show the bias in θ_{13} is reduced from **4.3%/3.6%** to **1.2%/1.0%**
- More importantly, this is now based on a **data constraint**, rather than a model-based guess

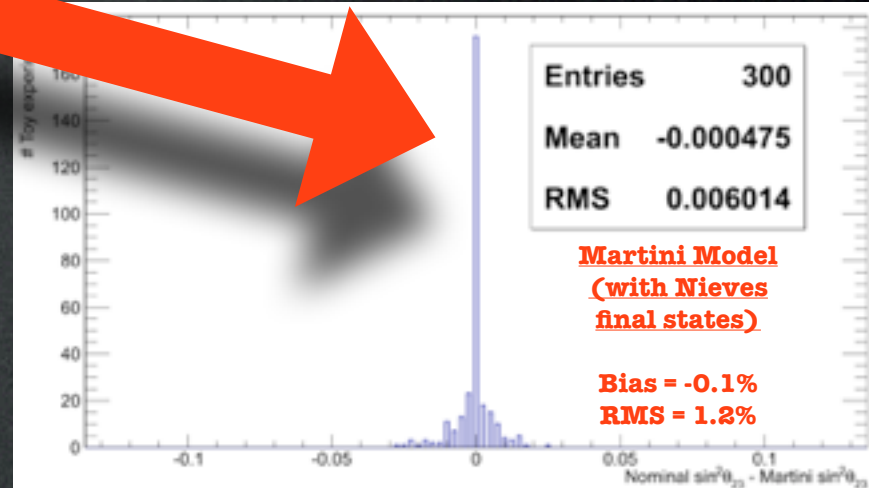
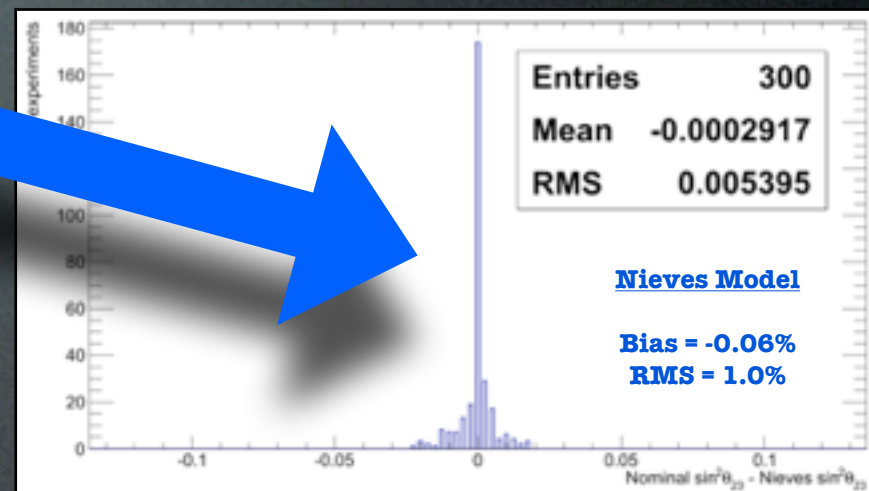


NuPRISM ν_μ Disappearance Constraint

Standard T2K Analysis



ν PRISM Analysis

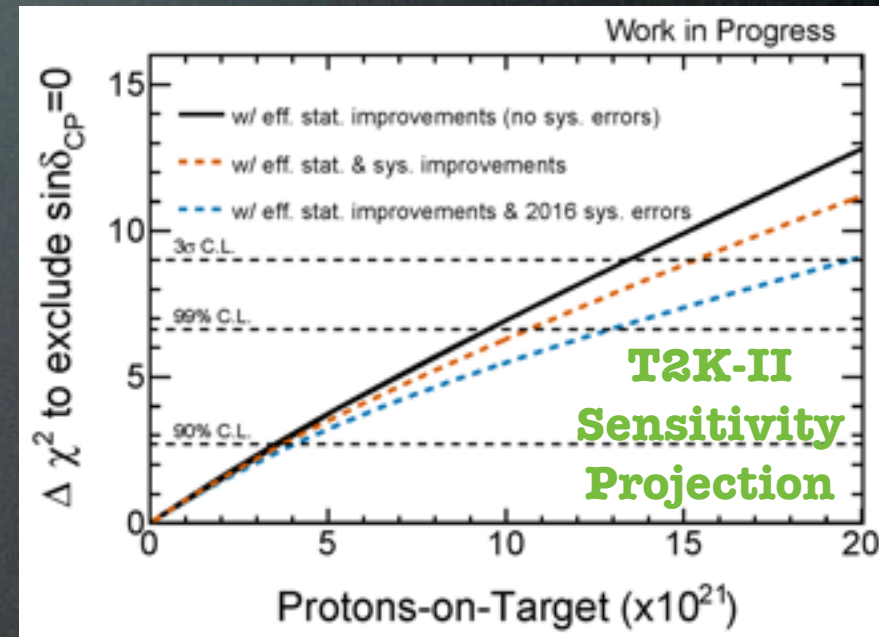


- Fake data studies show the bias in θ_{13} is reduced from **4.3%/3.6%** to **1.2%/1.0%**
- More importantly, this is now based on a **data constraint**, rather than a model-based guess
- Expect the NuPRISM constraints to get significantly better as additional constraints are implemented (very conservative errors)

NuPRISM CP Violation Measurement

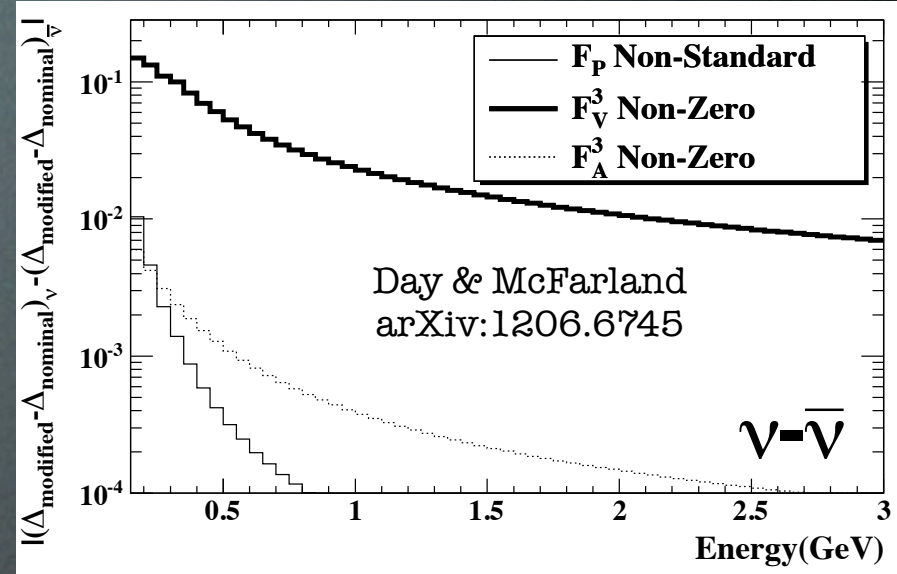
T2K Phase 2

- T2K is plan to extend its run to search for CPV
- With 20×10^{21} POT, T2K-II can achieve 3σ CPV sensitivity if:
 - 50% increase in ν_e efficiency
 - $\nu_e/\text{anti-}\nu_e$ error remains at 5.6%
 - $\delta_{CP} = -\pi/2$
- At full POT, systematic errors have a large impact on the sensitivity
- Additional improvement is systematic errors would allow T2K-II to:
 - Reach 3σ sensitivity earlier
 - Reach 3σ sensitivity for a wider range of δ_{CP}
 - Achieve a more robust 3σ discovery
- We have an opportunity to achieve 3σ evidence for CPV, so every improvement in statistical and systematic uncertainty is critical
 - A statistics limited measurement is strongly preferred



Constraining δ_{CP} with NuPRISM

- The **strong constraints on ν_μ** interactions provided by NuPRISM will provide a lot of information about nuclear effects in ν_e interactions
- However, there may still be some differences between ν_e and ν_μ cross sections (e.g. 2nd class currents?)
- How do we constrain ν_e events?
 - The only tool available is the intrinsic ν_e in beam
 - This requires a large detector with the same nuclear target and acceptance as the far detector
 - **NuPRISM!**
- NuPRISM can also largely remove the flux differences between ν_μ and ν_e (next slide)



Need to measure:

$$\sigma(\nu_\mu) / \sigma(\bar{\nu}_\mu)$$

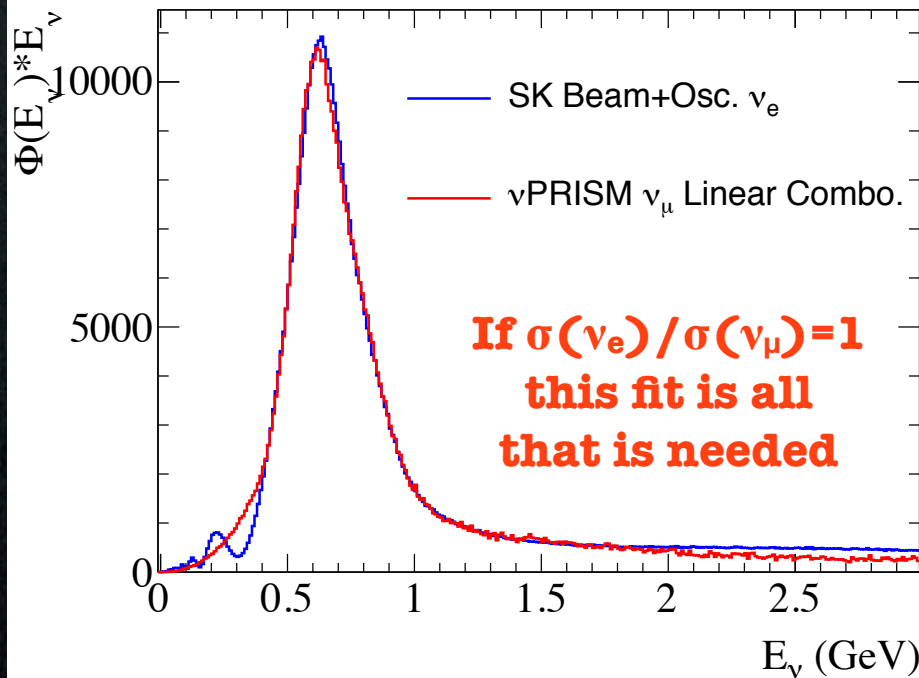
$$\sigma(\nu_e) / \sigma(\nu_\mu)$$

$$\sigma(\bar{\nu}_e) / \sigma(\bar{\nu}_\mu)$$

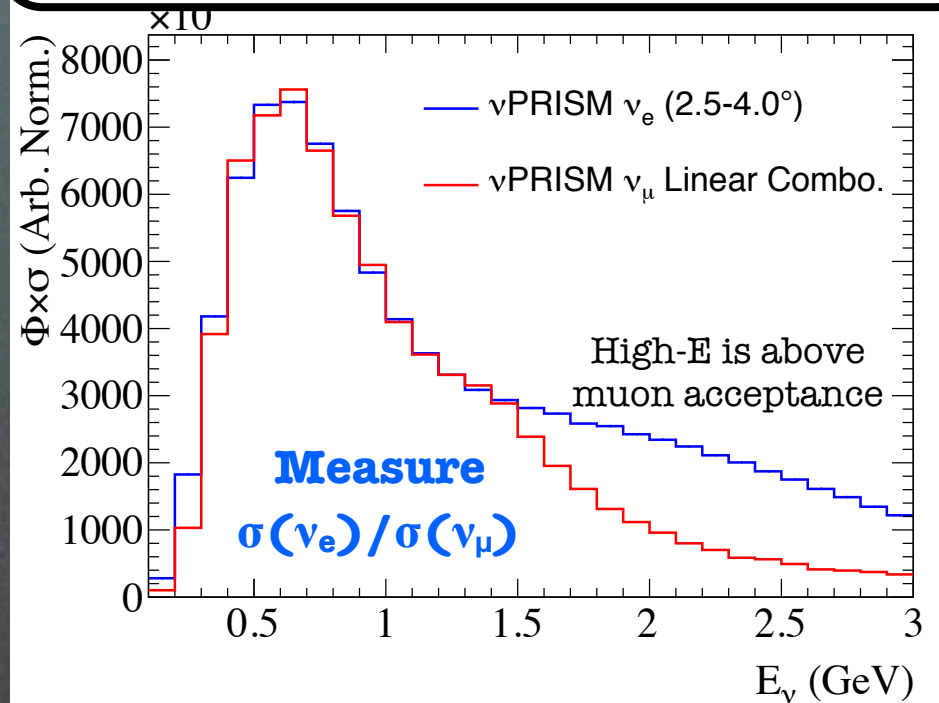
NuPRISM ν_e Appearance (CPV)

3 step approach:

Step 1: Measure **Super-K** ν_e response with NuPRISM ν_μ



Step 2: Measure **NuPRISM** ν_e response with NuPRISM ν_μ



- Step 1 is the ν_e version of the ν_μ disappearance analysis
 - Reduces FSI/SI and SK detector uncertainties, and improves ND280 flux+xsec constraint
- Step 2 uses only NuPRISM to measure $\sigma(\nu_e)/\sigma(\nu_\mu)$
 - Constrains the $\sigma(\nu_e)/\sigma(\nu_\mu)$ uncertainty
- Step 3 uses the 2.5° slice of NuPRISM to measure NC backgrounds with the same energy spectrum as the far detector (reduces background systematics)

Constraining the ν_e Cross Section

- Water Cherenkov detectors can achieve high ν_e purities
 - In T2K, we can achieve a **77% ν_e purity** at Super-K
- Studies to optimize PMT size/granularity to maximize ν_e purity in NuPRISM are ongoing
- NuPRISM ν_e analysis uses 2.5° - 4.0° in off-axis angle range

**50% increase
in ν_e fraction
from 2.5° to
 4.0° off-axis**

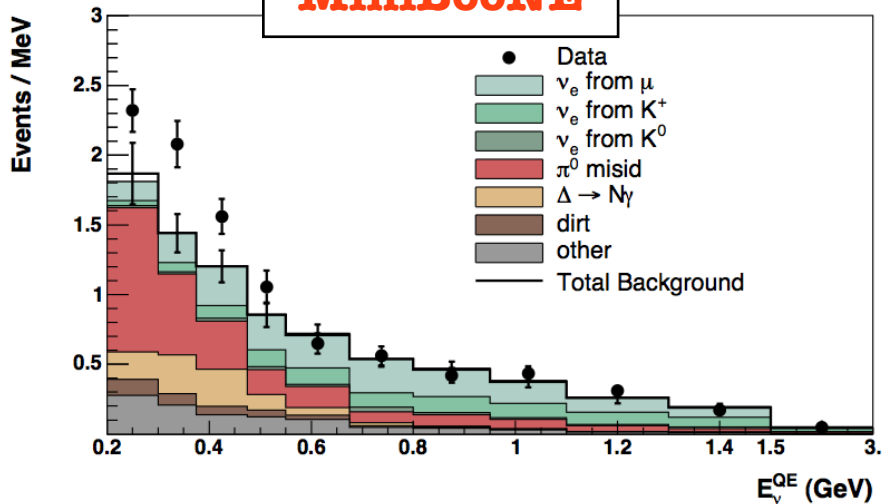
Off-axis angle ($^\circ$)	ν_e Flux 0.3-0.9 GeV	ν_μ Flux 0.3-5.0 GeV	Ratio ν_e/ν_μ
2.5	1.24E+15	2.46E+17	0.507%
3.0	1.14E+15	1.90E+17	0.600%
3.5	1.00E+15	1.47E+17	0.679%
4.0	8.65E+14	1.14E+17	0.760%

More Physics!

NuPRISM can do more than just improve
long-baseline measurements

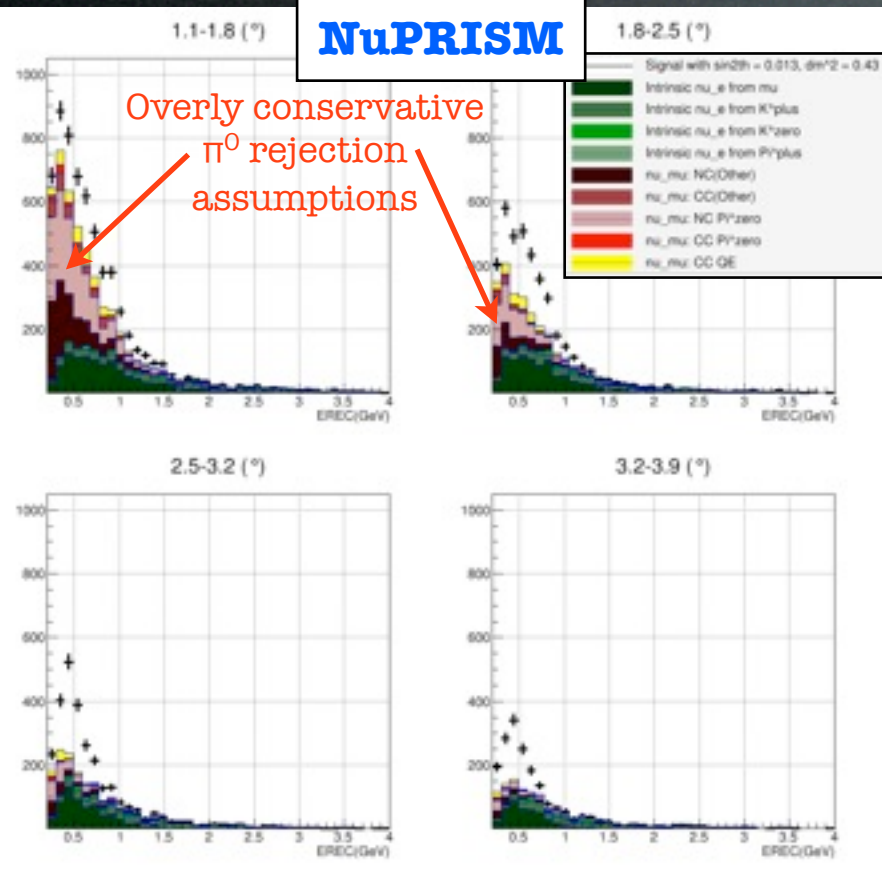
Sterile Neutrinos

MiniBooNE



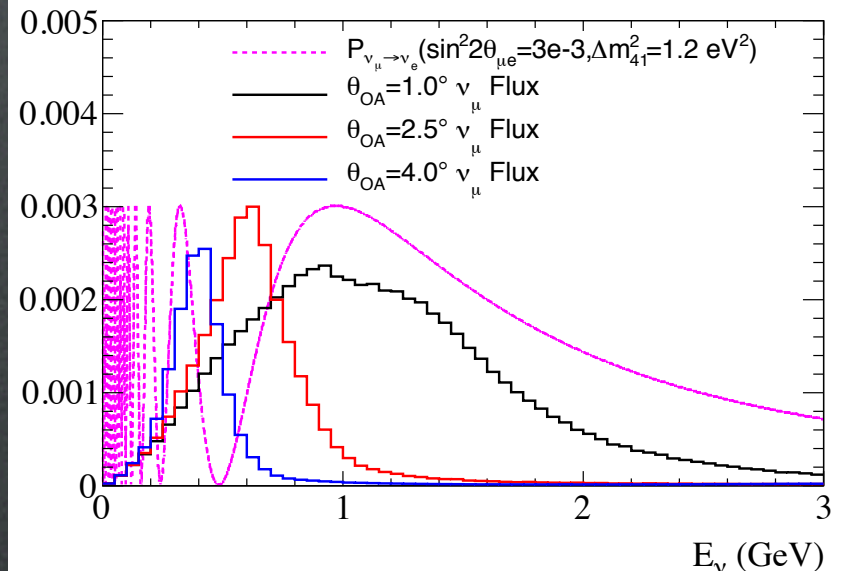
- A multi-kton detector, ~ 1 km from a 600 MeV neutrino beam is well suited to confirm or refute the MiniBooNE/LSND event excesses
- NuPRISM has the additional benefit of continuously sampling a variety of L/E values

NuPRISM



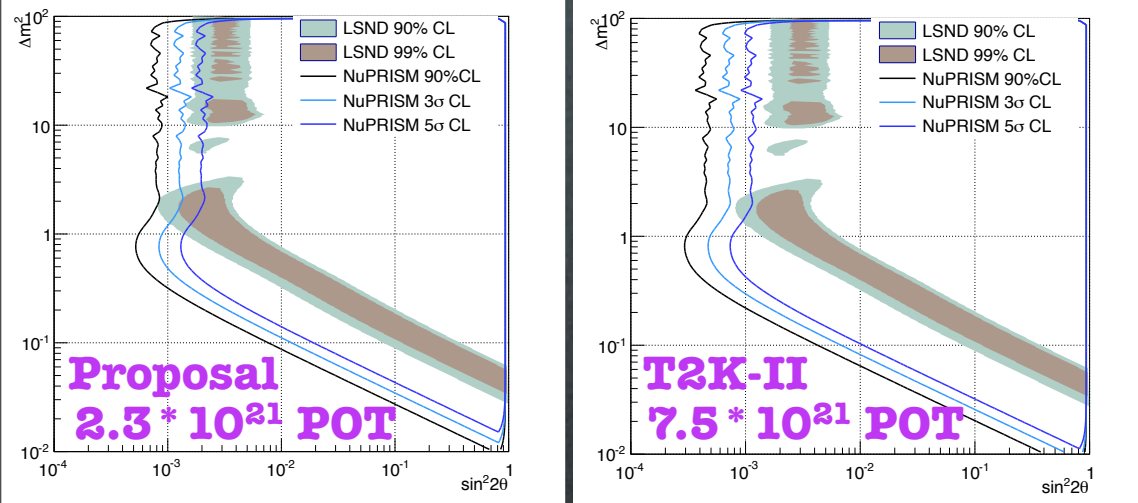
- Oscillation signal and backgrounds vary differently vs off-axis angle
- This provides an additional handle on many uncertain backgrounds (e.g. NC single-photon production)

Short Baseline Osc. Prob. and ν PRISM Fluxes



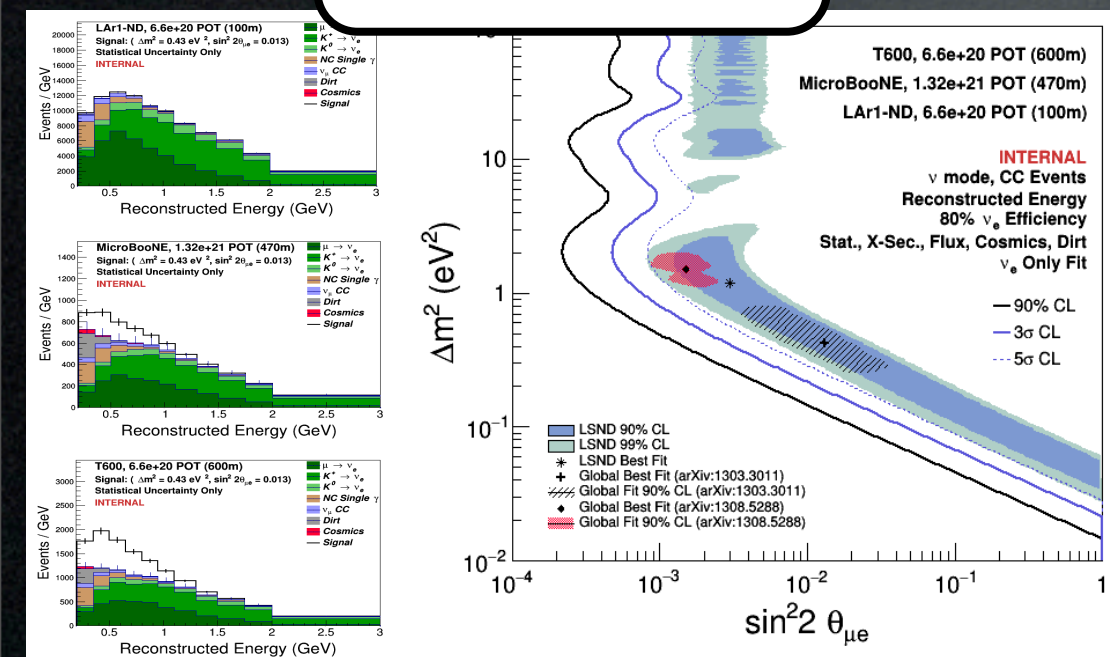
Sterile- ν Sensitivities

NuPRISM



- NuPRISM sterile sensitivity is statistics limited
- Significant improvement for T2K-II exposure
- Still a very conservative estimate
- No ND280 constraint
- No constraints on backgrounds from precise in-situ measurements

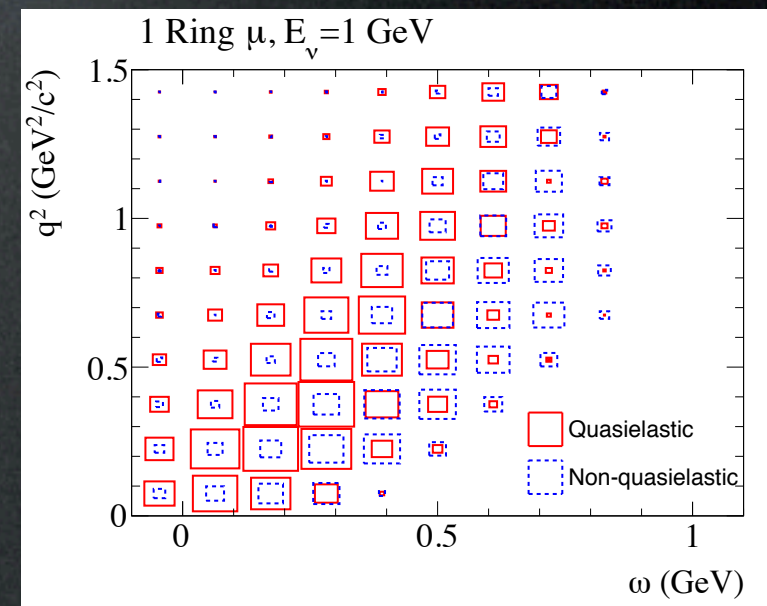
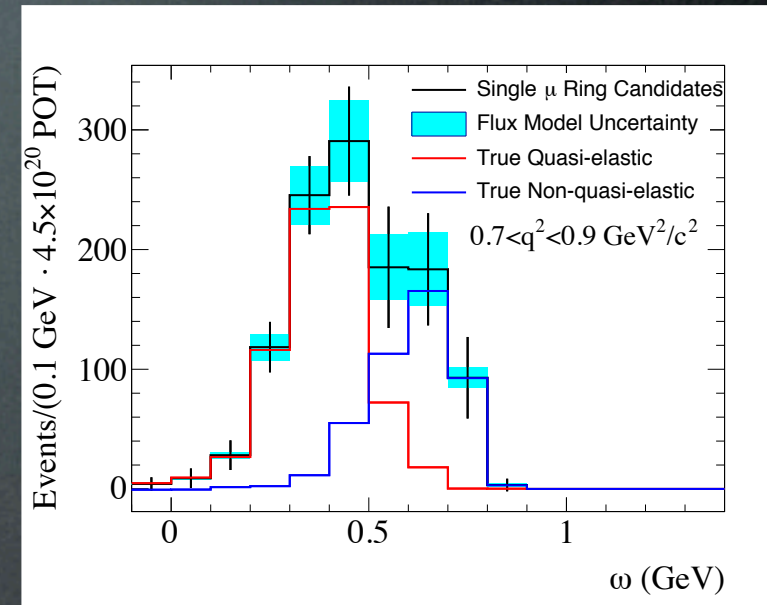
Fermilab SBN



- Not yet using new event selection from previous slide
- NuPRISM/T2K-II sterile sensitivity already compares favorably to the Fermilab short-baseline program
- More importantly, NuPRISM has orthogonal capabilities for ruling out background-related explanations

Probing the Nucleus


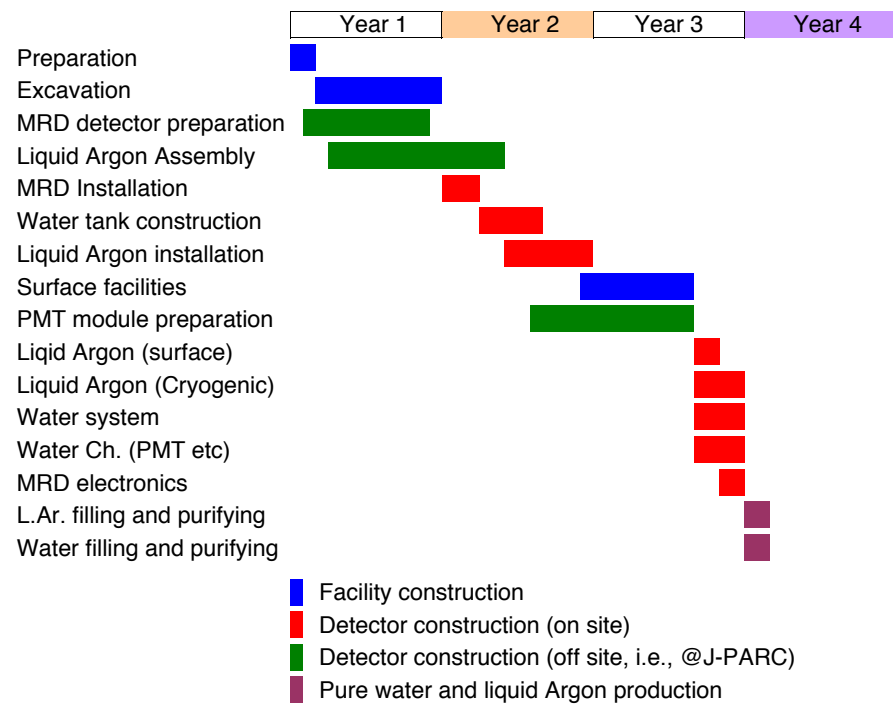
- Electron-scattering-like measurements are possible at NuPRISM
 - First measurements of ω in neutrino scattering
 - Possible to measure true quasi-elastic (single nucleon) from non-quasi-elastic events
- Neutrinos are a unique probe of the nucleus
 - Axial vector coupling
 - Uniform interaction probability throughout the nucleus
- Future detector technology may allow for measurements of ejected nucleons
 - Water-based liquid scintillator
 - Gd doping



Timescales

- Water Cherenkov construction was studied for the T2K “2 km detector” proposed in 2005
- NuPRISM construction time is faster
 - Same pit depth as the 2km detector, but no excavation of a large cavern at the bottom of the pit
 - Smaller instrumented volume
 - No MRD or LAr detector
- < 3 year timescale from ground breaking to data taking
- Goal is to start data taking soon after the J-PARC 750kW - 1 MW beam upgrade (2019)
 - 75% of the T2K extended run POT will be taken after the beam upgrade

Old T2K “2 km detector” Schedule



Current Status

- Full proposal was review at the J-PARC PAC in January, 2016
- PAC Response: “In summary, NuPRISM is an excellent proposal. However, as already stressed in the previous PAC meeting, this proposal is intimately related to the extension of the T2K program, for which only an EOI has been submitted. Given the physics interest of NuPRISM, the PAC strongly encourages the continuation of R&D studies in close collaboration with the proponents of the T2K-II program. The PAC recommends that NuPRISM be considered for Stage-1 status following an evaluation of the T2K-II proposal.”
- The T2K extended run proposal will be submitted for the July, 2016 PAC, and we are proposing concurrent approval of NuPRISM at that meeting

Proposal for the NuPRISM Experiment in the J-PARC Neutrino Beamline

S. Bhadra,²⁸ A. Blondel,⁴ S. Bordini,⁷ A. Bravar,⁴ C. Bronner,¹⁰ R.G. Calland,¹⁰ J. Caravaca Rodríguez,⁷ M. Dziejewski,²⁷ M. Ericson,^{12,3} T. Feusels,¹ G.A. Fiorentini Aguirre,²⁸ M. Friend,^{6,*} L. Haegel,⁴ M. Hartz,^{10,26} R. Henderson,²⁶ T. Ishida,^{6,*} M. Ishitsuka,²³ C.K. Jung,^{14,†} A.C. Kaboth,⁸ H. Kakuno,²⁴ H. Kamano,¹⁶ A. Konaka,²⁶ Y. Kudenko,^{9,‡} R. Kurjata,²⁷ M. Kuze,²³ T. Lindner,²⁶ K. Mahn,¹³ J.F. Martin,²⁵ M. Martini,⁵ J. Marzec,²⁷ K.S. McFarland,¹⁸ S. Nakayama,^{21,†} T. Nakaya,^{11,10} S. Nakamura,¹⁵ Y. Nishimura,²² A. Rychter,²⁷ F. Sánchez,⁷ T. Sato,¹⁵ M. Scott,²⁶ T. Sekiguchi,^{6,*} T. Shima,¹⁶ M. Shiozawa,^{21,10} T. Sumiyoshi,²⁴ R. Tacik,^{17,26} H.K. Tanaka,^{21,†} H.A. Tanaka,^{1,§} S. Tobayama,¹ M. Vagins,^{10,2} C. Vilela,¹⁴ J. Vo,⁷ D. Wark,^{19,8} M.O. Wascko,⁸ M.J. Wilking,¹⁴ S. Yen,²⁶ M. Yokoyama,^{20,†} and M. Ziembicki²⁷

(The NuPRISM Collaboration)

¹University of British Columbia, Department of Physics and Astronomy, Vancouver, British Columbia, Canada

²University of California, Irvine, Department of Physics and Astronomy, Irvine, California, U.S.A.

³Physics Department, Theory Unit, CERN, Geneva, Switzerland

⁴University of Geneva, Section de Physique, DPNC, Geneva, Switzerland

⁵Department of Physics and Astronomy, Ghent University, Ghent, Belgium

⁶High Energy Accelerator Research Organization (KEK), Tsukuba, Ibaraki, Japan

⁷Institut de Física d'Altes Energies (IFAE), Bellaterra (Barcelona), Spain

⁸Imperial College London, Department of Physics, London, United Kingdom

⁹Institute for Nuclear Research of the Russian Academy of Sciences, Moscow, Russia

¹⁰Kavli Institute for the Physics and Mathematics of the Universe (WPI),

Today Institutes for Advanced Study, University of Tokyo, Kashiwa, Chiba, Japan

¹¹Kyoto University, Department of Physics, Kyoto, Japan

¹²Université de Lyon, Université Claude Bernard Lyon 1, IPN Lyon (IN2P3), Villeurbanne, France

¹³Michigan State University, Department of Physics and Astronomy, East Lansing, Michigan, U.S.A.

¹⁴State University of New York at Stony Brook, Department of Physics and Astronomy, Stony Brook, New York, U.S.A.

¹⁵Osaka University, Department of Physics, Osaka, Toyonaka, Japan

¹⁶Osaka University, Research Center for Nuclear Physics(RCNP), Ibaraki, Osaka, Japan

¹⁷University of Regina, Department of Physics, Regina, Saskatchewan, Canada

¹⁸University of Rochester, Department of Physics and Astronomy, Rochester, New York, U.S.A.

¹⁹STFC, Rutherford Appleton Laboratory, Harwell Oxford, and Daresbury Laboratory, Warrington, United Kingdom

²⁰University of Tokyo, Department of Physics, Tokyo, Japan

²¹University of Tokyo, Institute for Cosmic Ray Research, Kamioka Observatory, Kamioka, Japan

²²University of Tokyo, Institute for Cosmic Ray Research, Research Center for Cosmic Neutrinos, Kashiwa, Japan

²³Tokyo Institute of Technology, Department of Physics, Tokyo, Japan

²⁴Tokyo Metropolitan University, Department of Physics, Tokyo, Japan

²⁵University of Toronto, Department of Physics, Toronto, Ontario, Canada

²⁶TRIUMF, Vancouver, British Columbia, Canada

²⁷Warsaw University of Technology, Institute of Radioelectronics, Warsaw, Poland


²⁸York University, Department of Physics and Astronomy, Toronto, Ontario, Canada

(Dated: June 16, 2015)

- Thank you for the letters of support of the nuclear physics community:
- J. Carlson (LANL), T.W. Donnelly (MIT), M. Ericson (IPN Lyon, CERN), S. Gandolfi (LANL), A. Lovato (ANL), M. Martini (Ghent), S.C. Pieper (ANL), R. Schiavilla (JLAB/ODU), R.B. Wiringa (ANL)

Summary

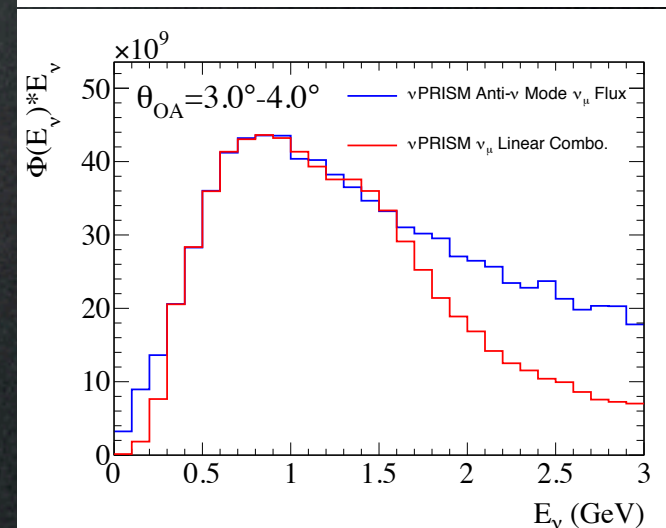
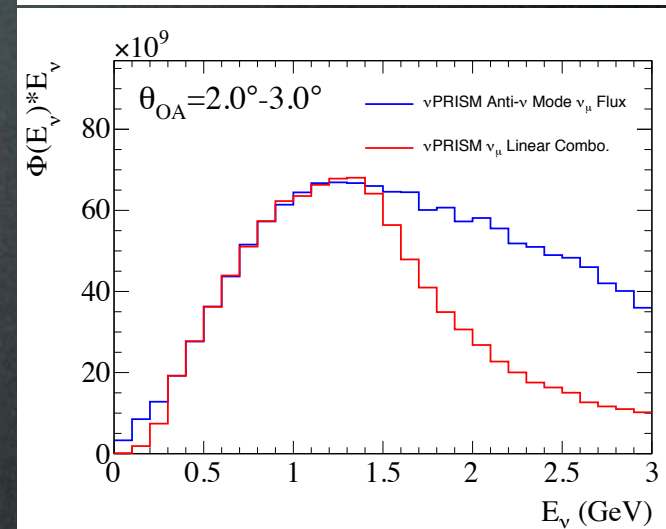
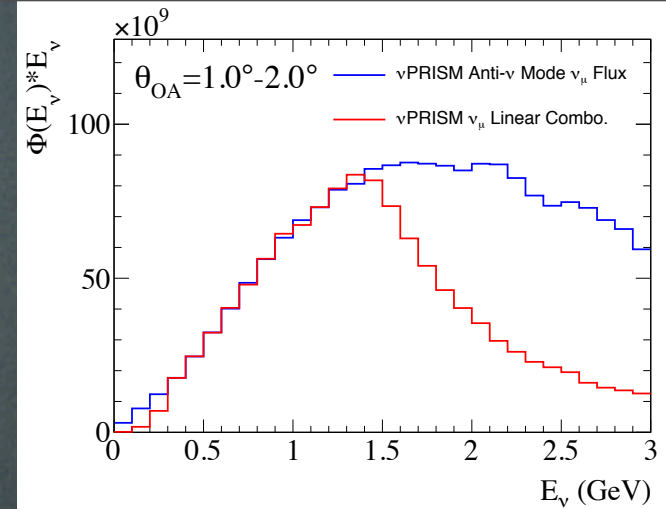
- We are entering an era where the largest uncertainties in neutrino oscillation experiments are due to poorly understood models of neutrino-nucleus interactions
 - NuPRISM provides an **experimental solution** for the uncertainties in **neutrino-nucleus interactions**
- NuPRISM will produce a wide variety of other interesting measurements
 - A unique **sterile neutrino** search
 - **Nuclear physics** from mono-energetic beams
 - A wide variety of **unique cross section measurements** and model constraints
- These physics goals can be achieved with half of the total POT for an extended T2K run
- NuPRISM can supply an exciting physics program that bridges the gap between T2K and Hyper-K
 - Similar to the Fermilab LAr short-baseline neutrino program
- The NuPRISM concept can be applied to any long-baseline neutrino experiment (e.g. DUNE)



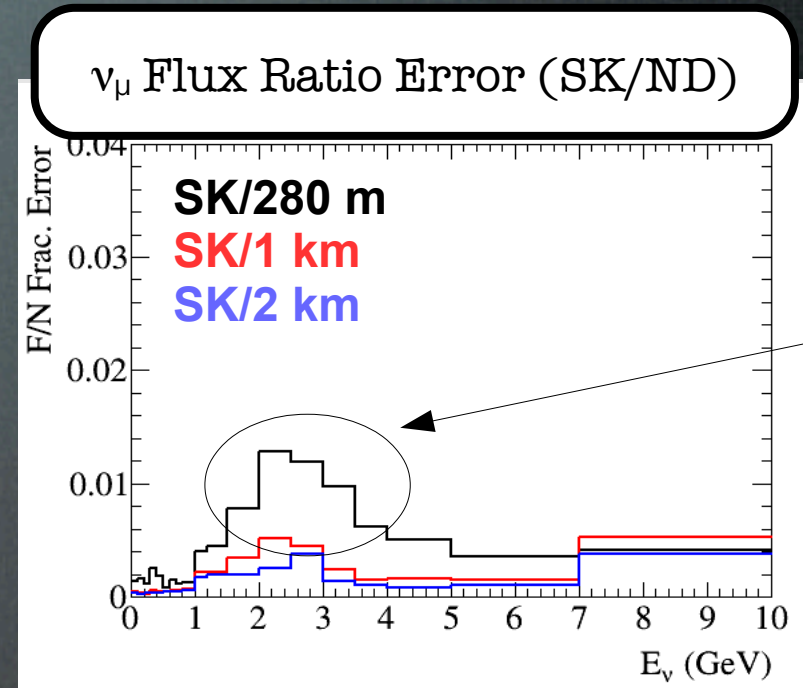
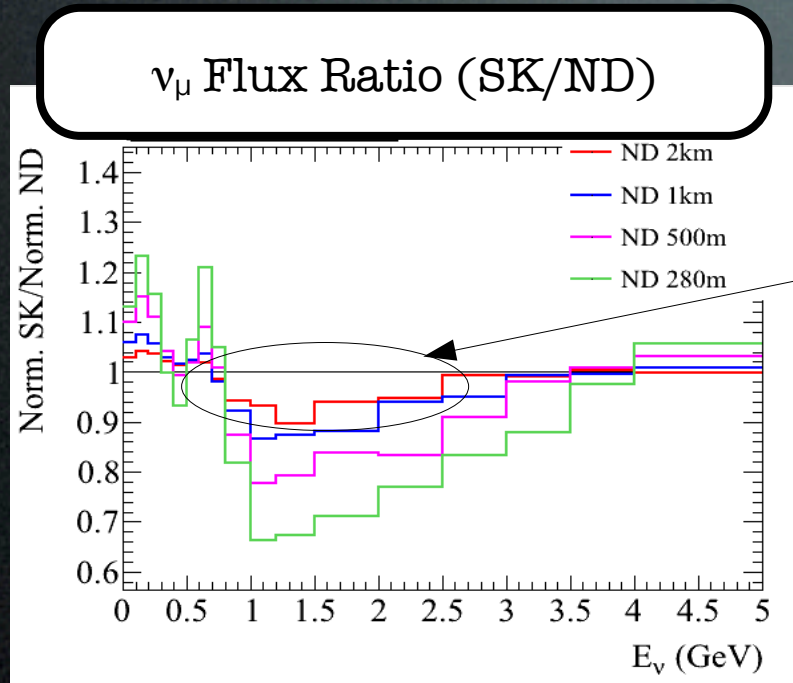
Supplement

Anti-neutrinos

- T2K can switch between ν -mode and anti- ν -mode running by switching the beam focusing
- Anti- ν -mode analysis is the same as for neutrinos
 - Except with a much larger neutrino contamination
- Can use ν -mode ν_μ data to construct the ν_μ background in the anti- ν -mode anti- ν_μ data
- After subtracting neutrino background, standard nuPRISM oscillation analyses can be applied to anti-neutrinos




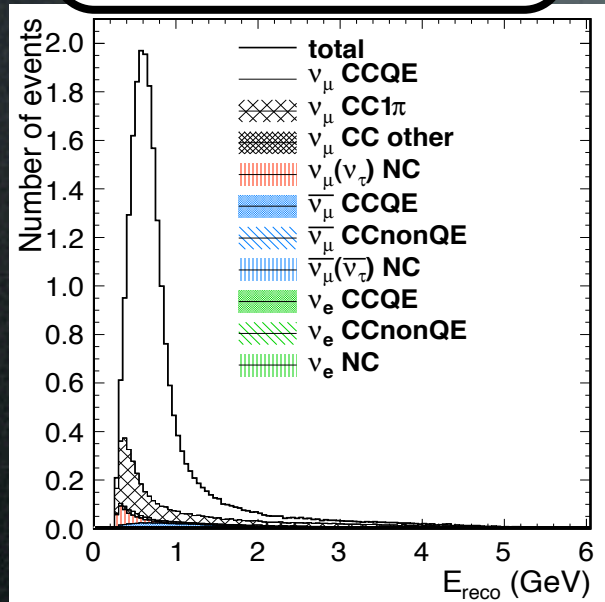
Detector Location: Energy Spectrum Ratio



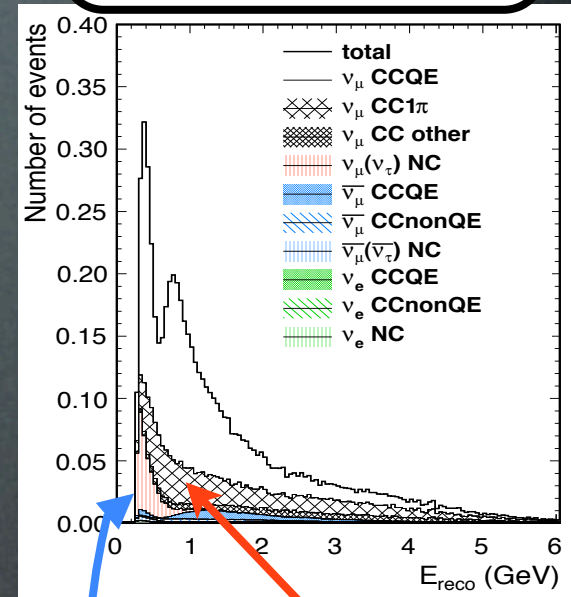
- At 280 m, the flux shape has 20-30% differences below 1 GeV
 - Uncertainty in the ratio is noticeably larger, but mostly above 1 GeV
- The difference between 1km and 2km is small in both shape and shape uncertainty

T2K ν_μ Disappearance

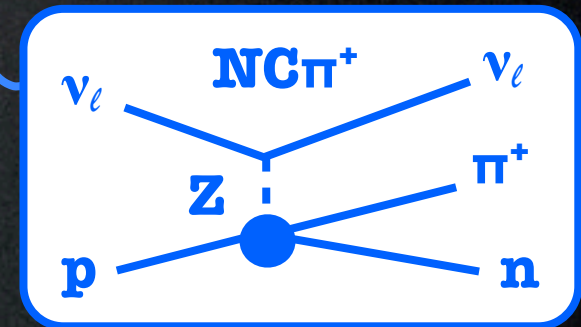
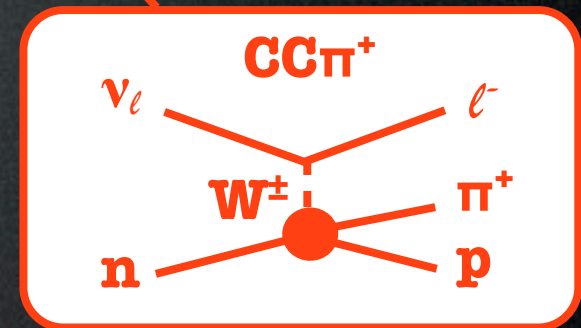
Unoscillated Number of events at Super-K



$\sin^2(2\theta_{23})=1$
 $\Delta m_{32}^2=2.4 * 10^{-3} \text{ eV}^2/\text{c}^4$

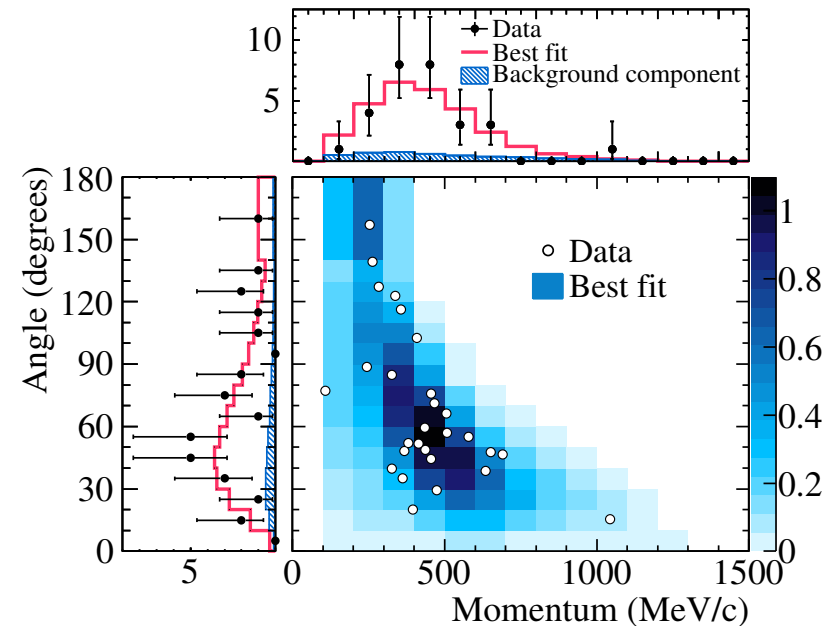
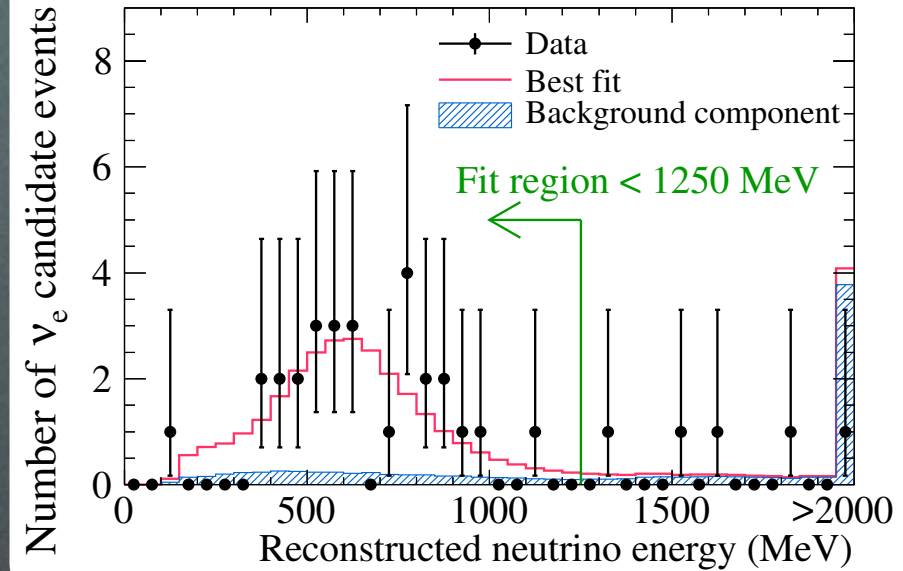


- Largest backgrounds are from $\text{CC}\pi^+$ and $\text{NC}\pi^+$
- **$\text{NC}\pi^+$** : pion is misidentified as a muon
 - **Uncertainty on $\text{NC}\pi^+$ is large (>100%)**
- **$\text{CC}\pi^+$** : pion is unobserved
 - Neutrino energy is misreconstructed
 - Fills in the oscillation “dip” (big impact on θ_{23} measurement)



ν_e Appearance Analysis

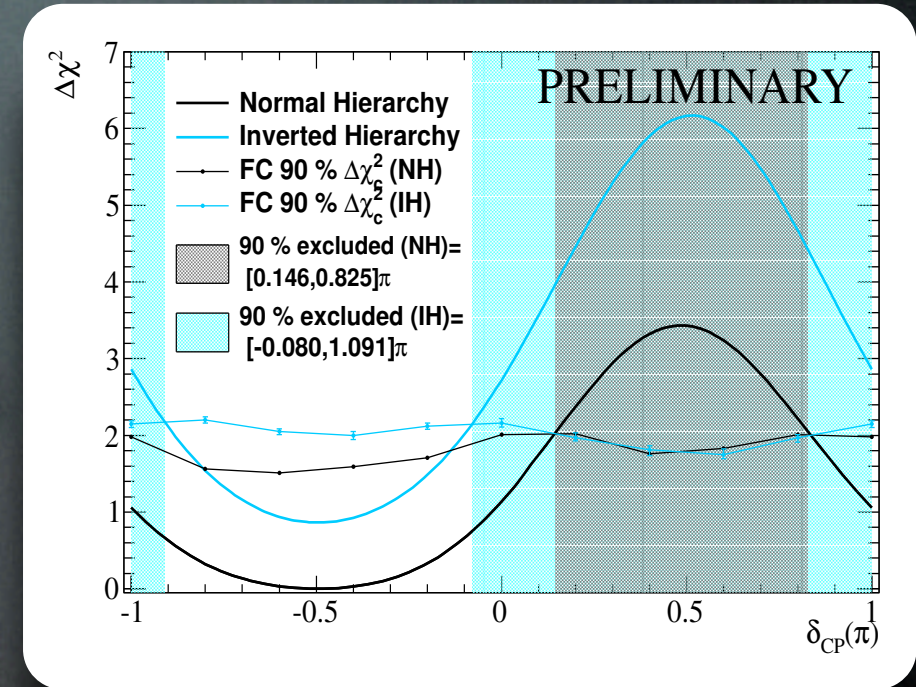

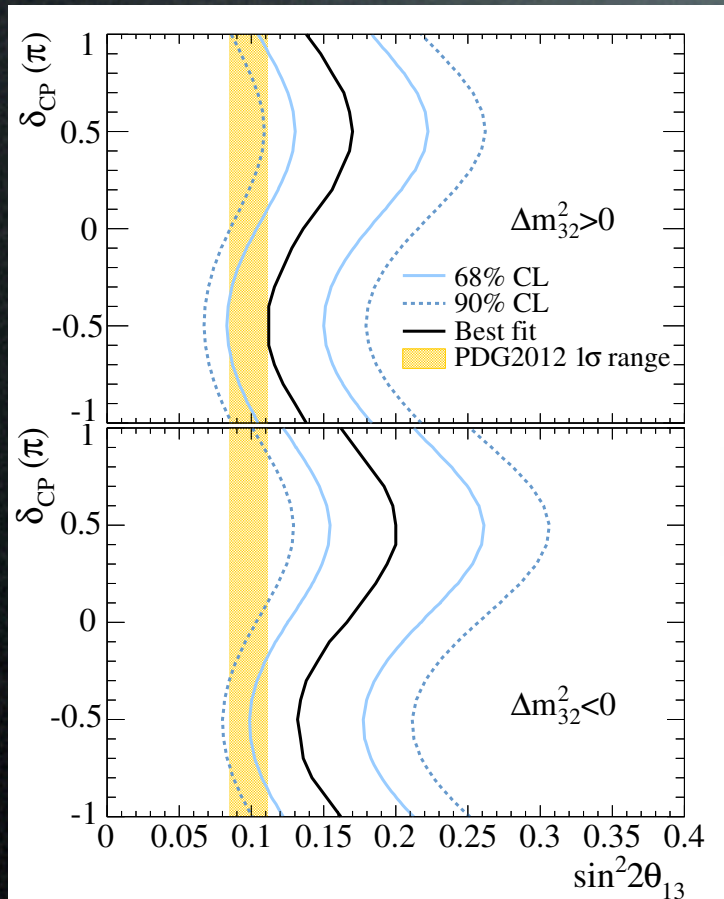
- 4.92 ± 0.55 background events
- 21.6 ± 1.9 events expected
 - For $\sin^2 2\theta_{13}=0.1$, $\sin^2 2\theta_{23}=1$, $\delta_{CP}=0$, and normal mass hierarchy
 - **5.5σ sensitivity to exclude $\theta_{13} = 0$**
- Oscillation parameters were extracted in 2 different ways:
 - using the E_ν distribution
 - using the p - θ distribution



T2K ν_e Appearance Results

Observed 28 events (expected 21.6 ± 1.9 for $\sin^2 2\theta_{13}=0.1$, $\delta_{CP}=0$)

7.5σ exclusion of $\theta_{13}=0$

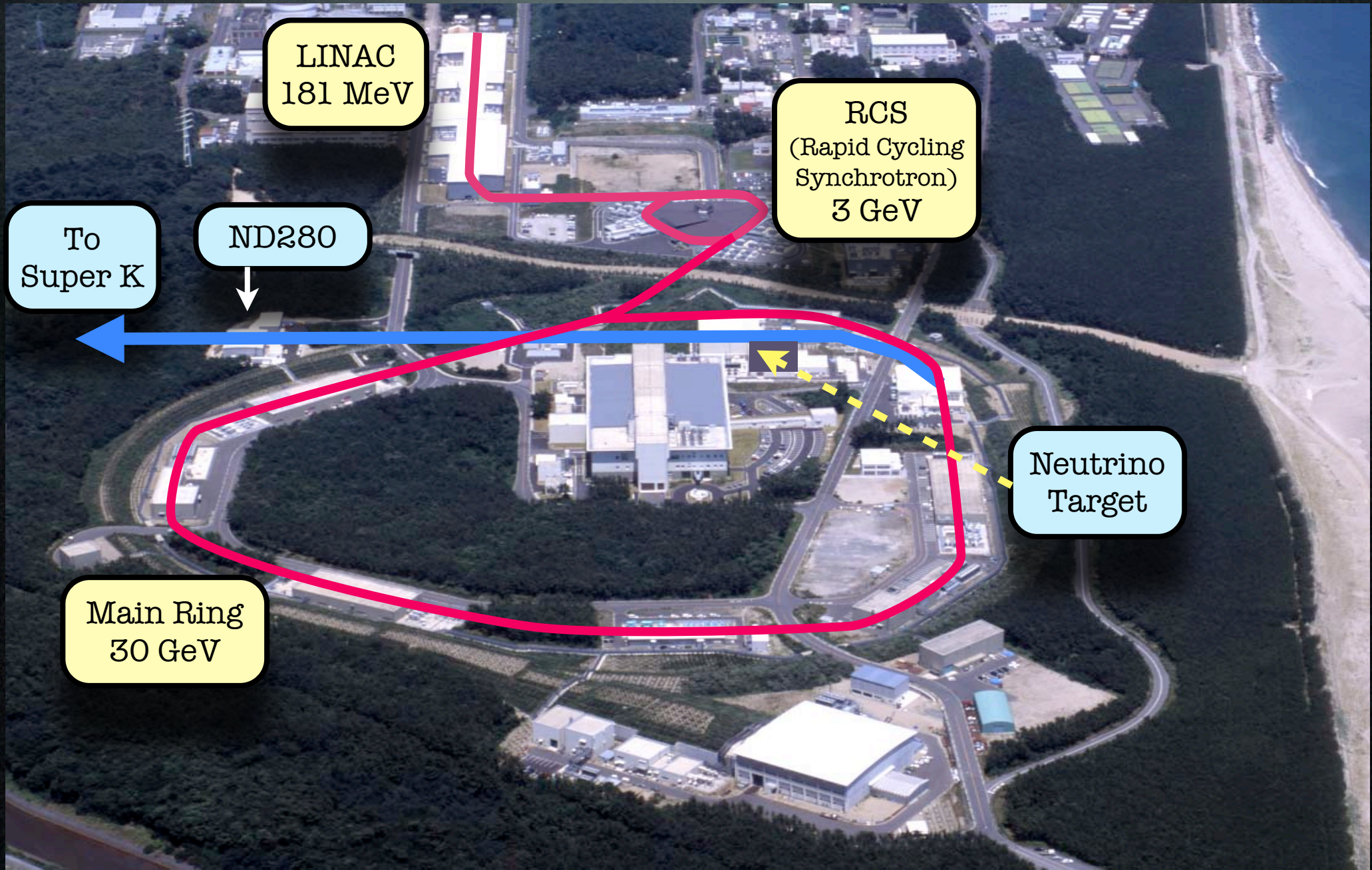


First ever observation ($>5\sigma$) of an explicit ν appearance channel

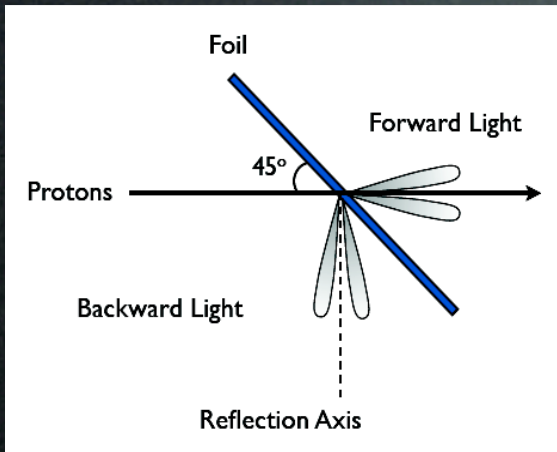
When combined with reactor θ_{13} measurements,
Significant regions of CP excluded at 90% C.L.

J-PARC

(Japan Particle Accelerator Research Complex)




Proton Beam Monitoring

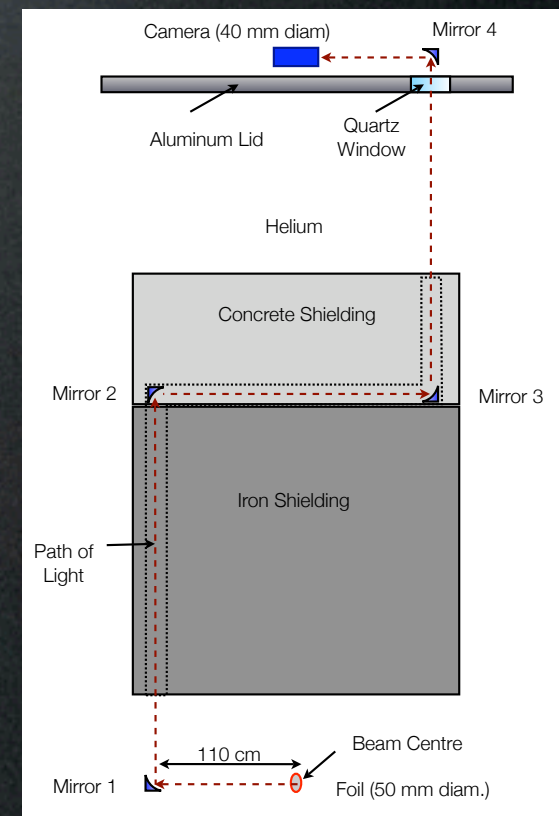


- A series of beam monitors measure the mean beam position along the length of the beamline
- The final monitor, attached to the horn assembly, is OTR (Optical Transition Radiation monitor)
- Titanium foils oriented at 45° relative to the beamline produce reflected light perpendicular to the beam direction

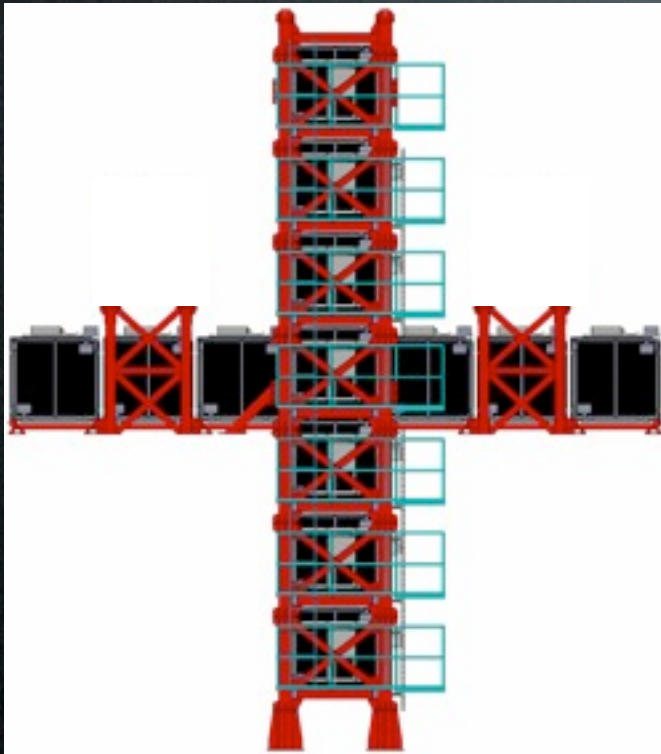
- The reflected light is guided along small passages through the shielding by a series of mirrors
- The shape and position of the beam are imaged by a 40 mm camera



- Built by University of Toronto, York University, and TRIUMF

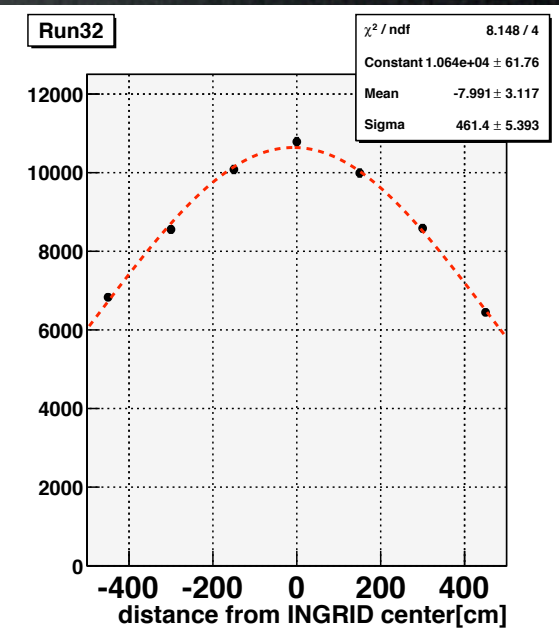
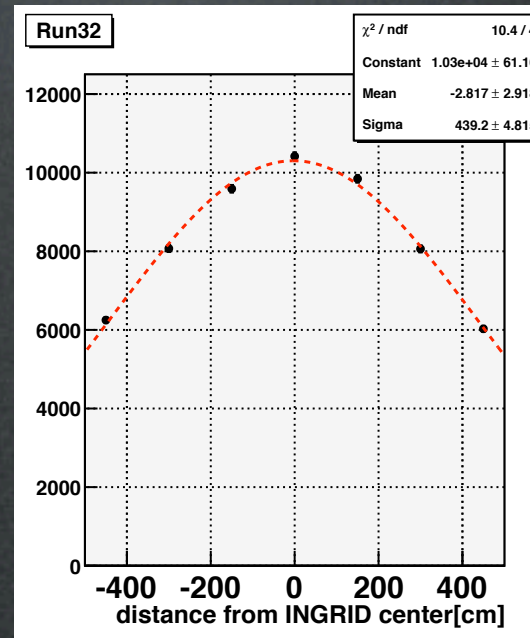
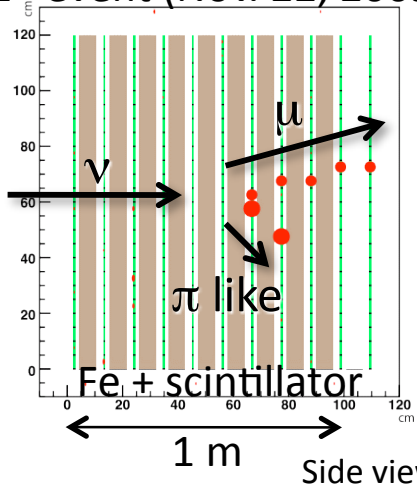


INGRID



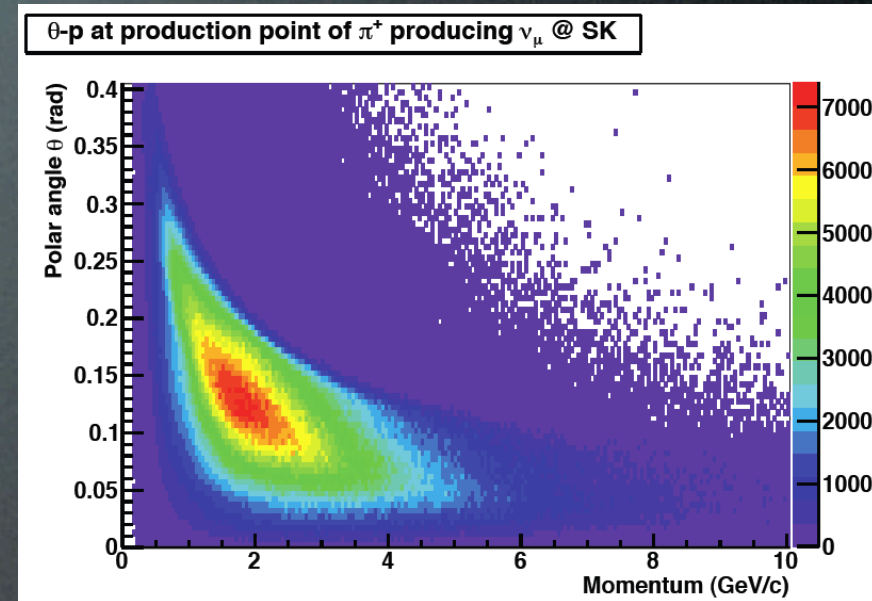
- Located on-axis to measure the beam direction
- 14 modules of alternating iron and scintillator, arranged in a cross
- Rate of interactions is measured in each module
 - Fit to Gaussian to determine bin center
- Beam direction determined to better than 0.5 mrad

1st event (Nov. 22, 2009)

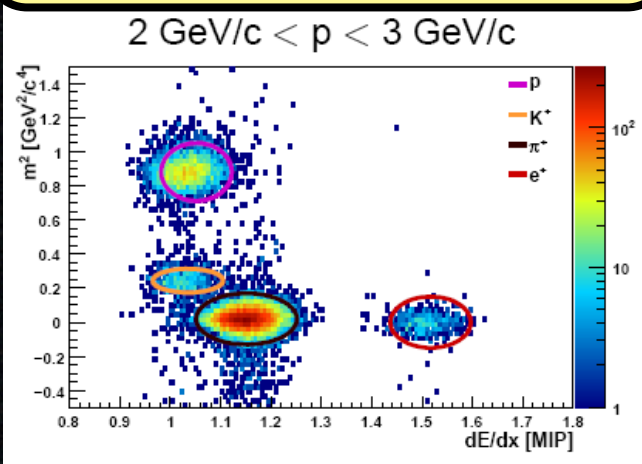


Constraining the ν Flux

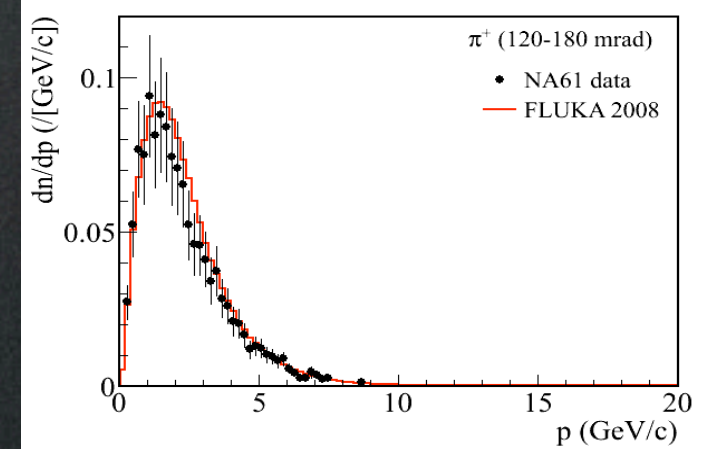
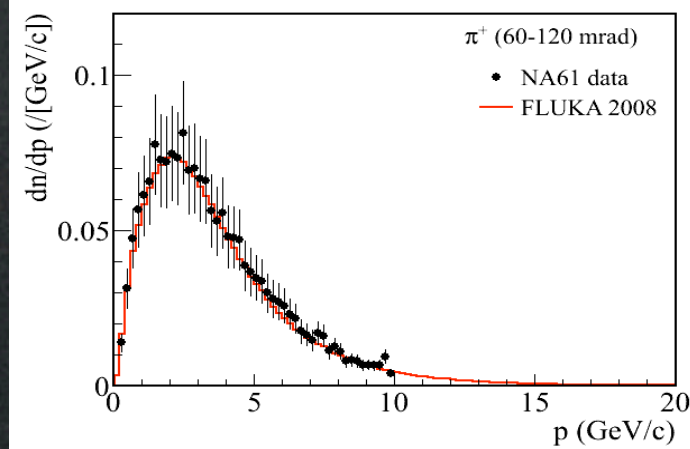
- The dominant flux uncertainties are in π/K production from p+C interactions
- “Sweet spot” for producing neutrinos at Super K (due to horn focusing)
- The NA61 experiment at CERN has taken data on a thin C target and a T2K replica target
 - Good particle separation from combined time-of-flight and dE/dx measurements
 - T2K flux has been tuned to match differential pion production cross sections



NA61 Particle ID



NA61 Data vs FLUKA



ν Flux Uncertainties

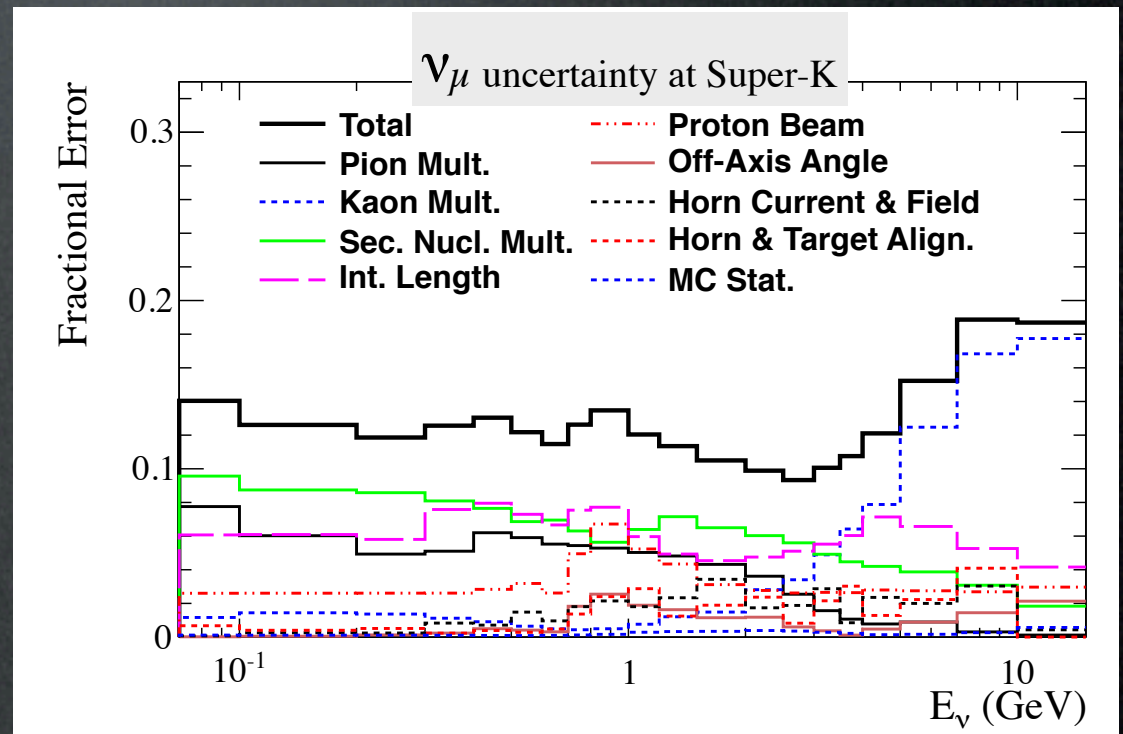
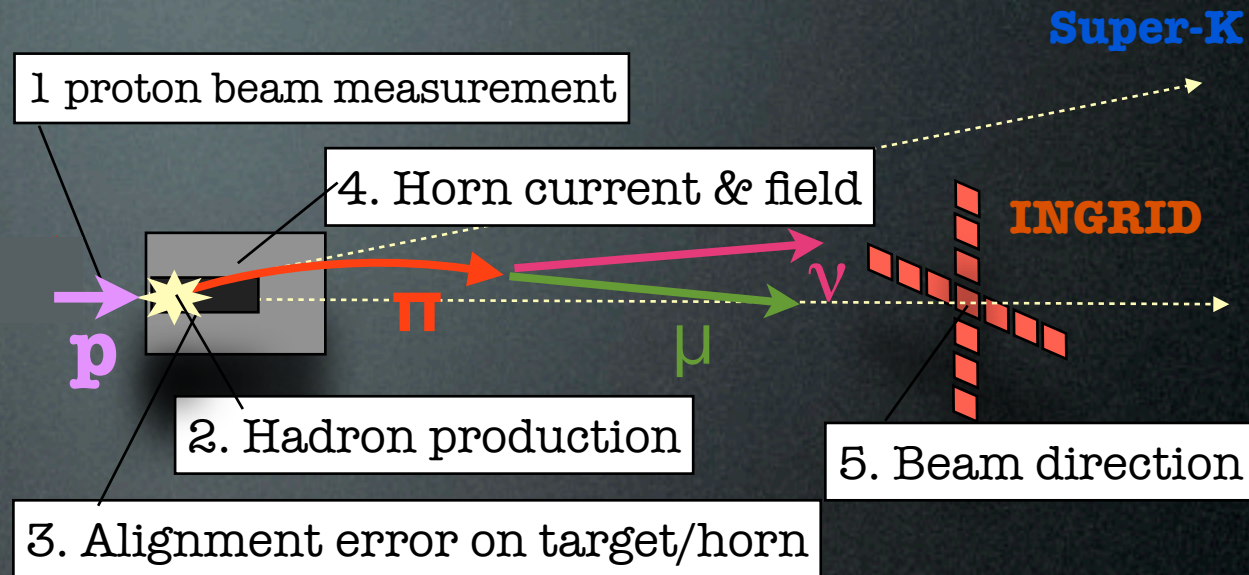
1. Measurement error on monitoring proton beam

2. Hadron production

3. Alignment error on the target and the horn

4. Horn current & field

5. Neutrino beam direction (Off-axis angle)



Neutrino Cross Sections

- At T2K peak neutrino energy, **CCQE is the dominant** interaction

- $CC\pi^+$ is a significant background
- At higher energies, multi-pion and deep inelastic scattering (DIS) become important

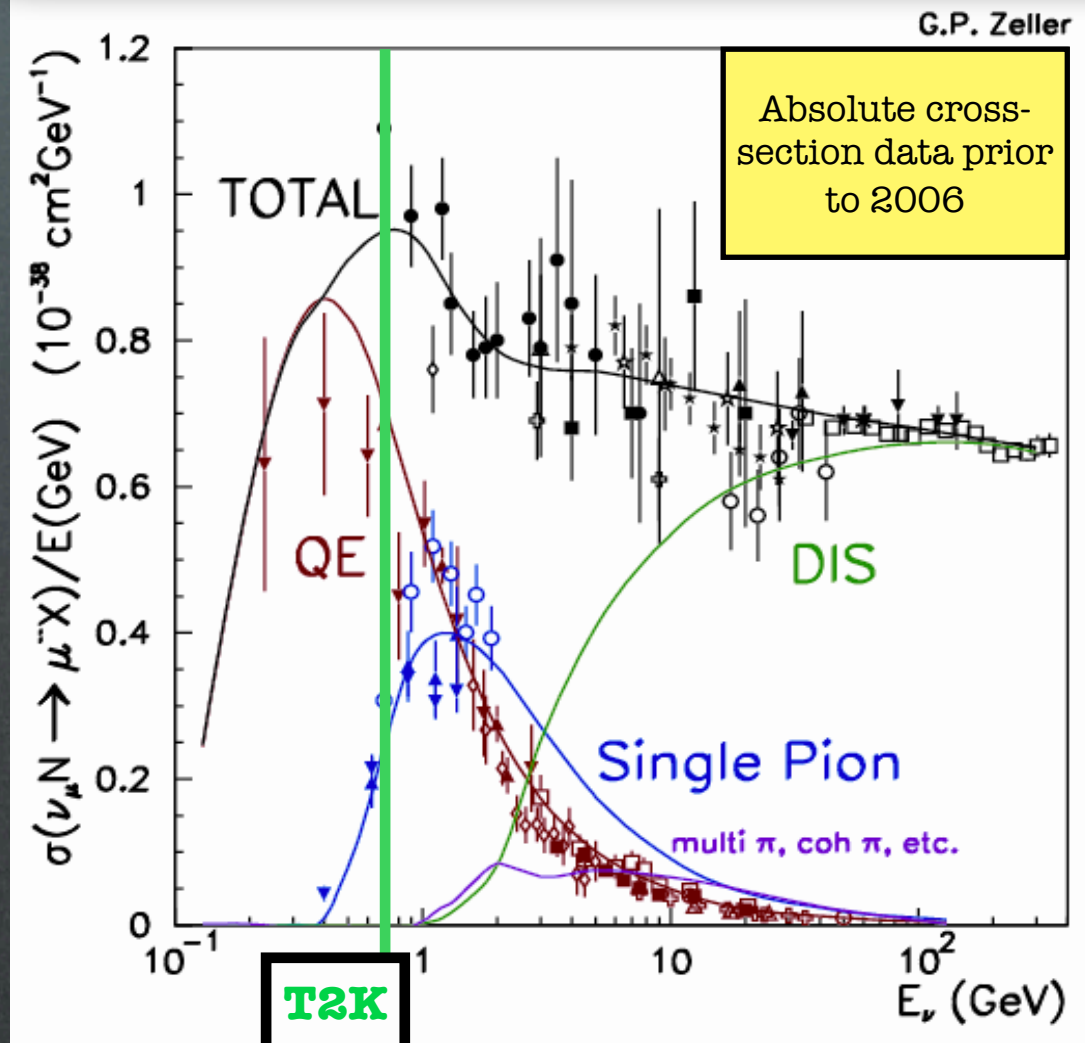
- Before 2006, **very few neutrino cross section data sets** were available at low energies

- Only a few thousand events
- No nuclear targets below 3 GeV (D_2 and H_2 measurements)
- Often inconsistent results

- More recent data with high statistics on nuclear targets is now available

- T2K makes significant use of MiniBooNE cross section measurements

Charged Current Cross Sections



NuPRISM for DUNE?

DUNE configuration presents some **challenges for NuPRISM**

- **On-axis beam:** no longer able to sample energies below and above the 1st oscillation maximum

- However, it is still possible to produce mono-energetic beams up to the 1st maximum to measure feed-down

- NuPRISM is very well suited to constrain the 2nd oscillation maximum

- **Neutrinos from kaon decay** can make the cancelation of the high energy tails in the linear combinations more difficult

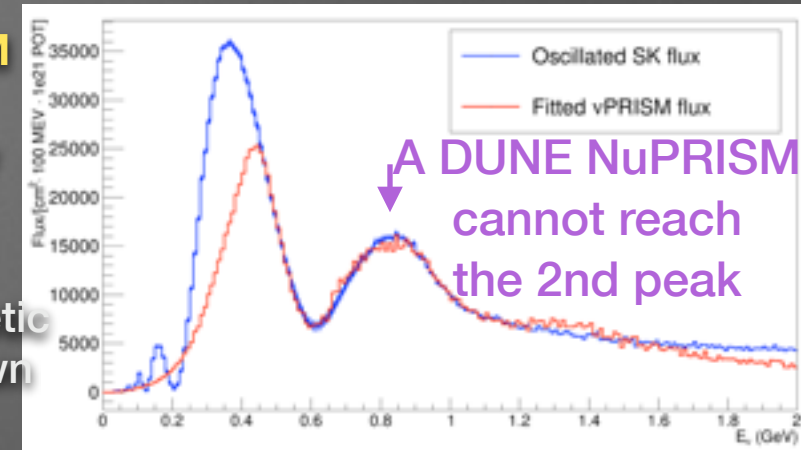
Detector technology

- Principle of NuPRISM is to measure the “exact” response of the far detector for a known incident neutrino energy

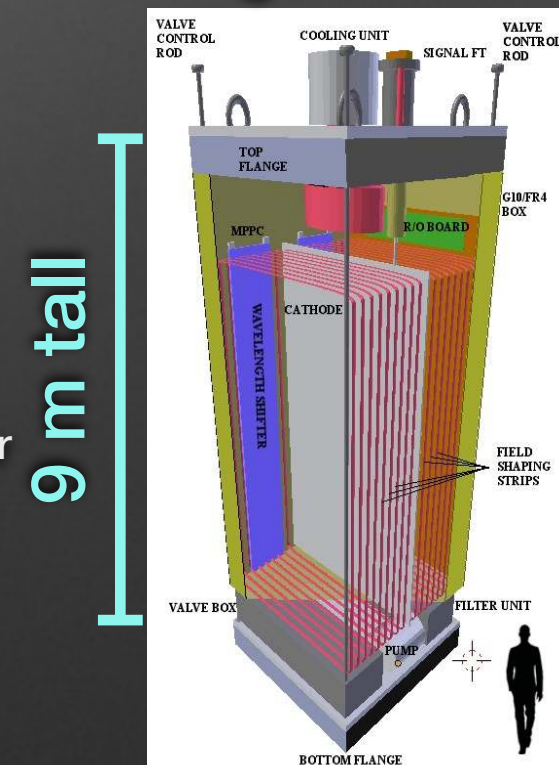
- Near detector should be as similar as possible to the far detector (Ar target, 4π coverage, hadronic containment?, etc.)

- **LAr TPC** is an obvious technology choice (e.g. ArgonCube)

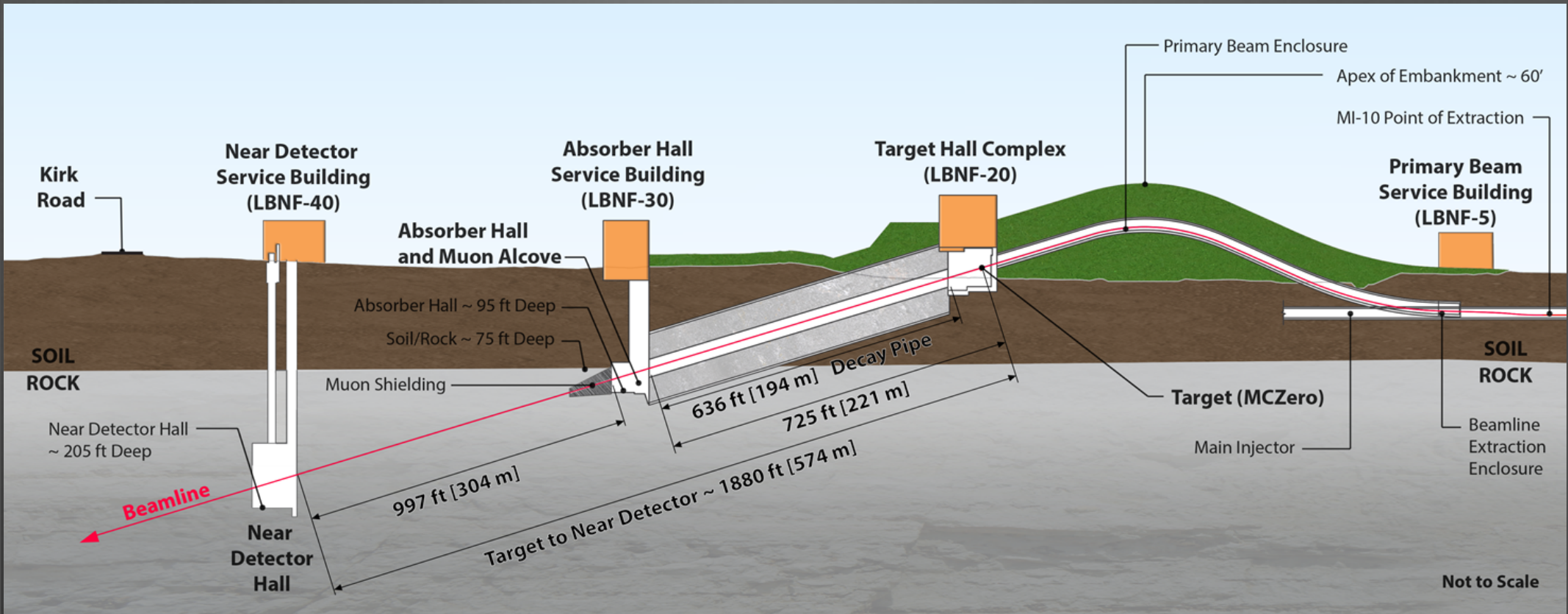
- However, if neutrons can not be well measured in a high rate environment, a **high-pressure gas TPC** may also work



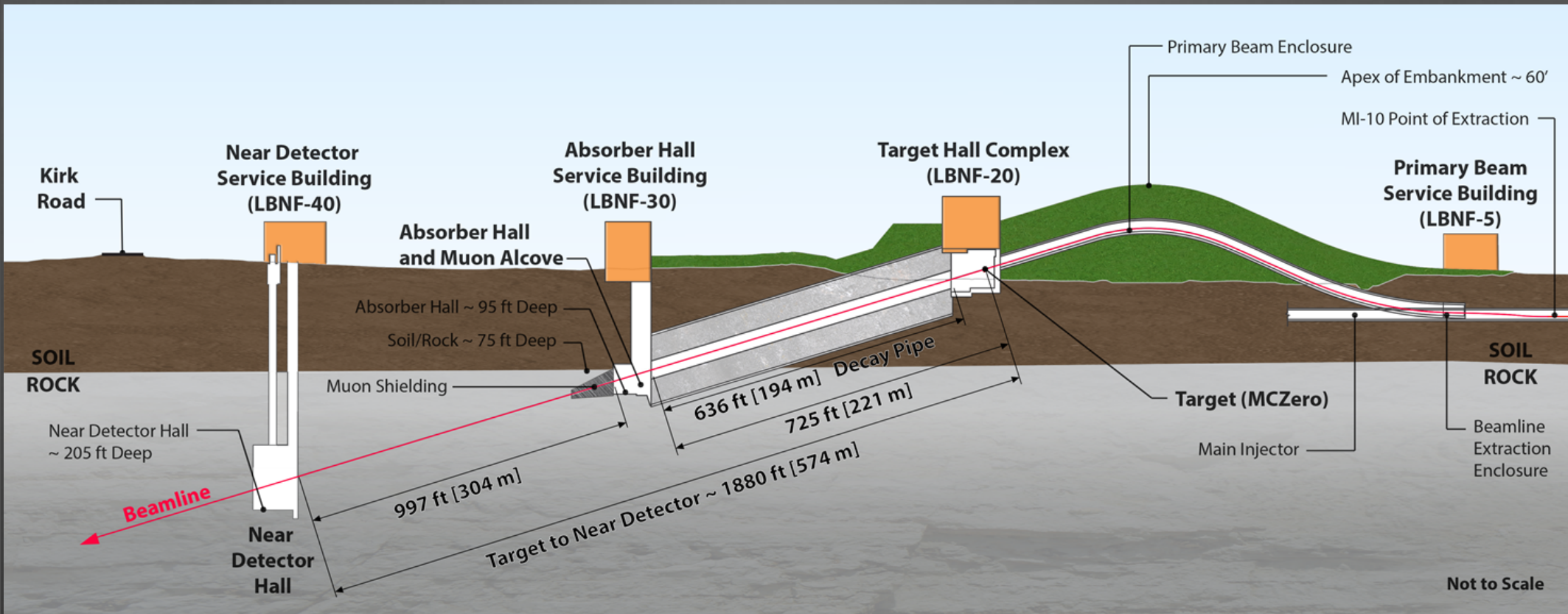
ArgonCube



DUNE-PRISM Configuration

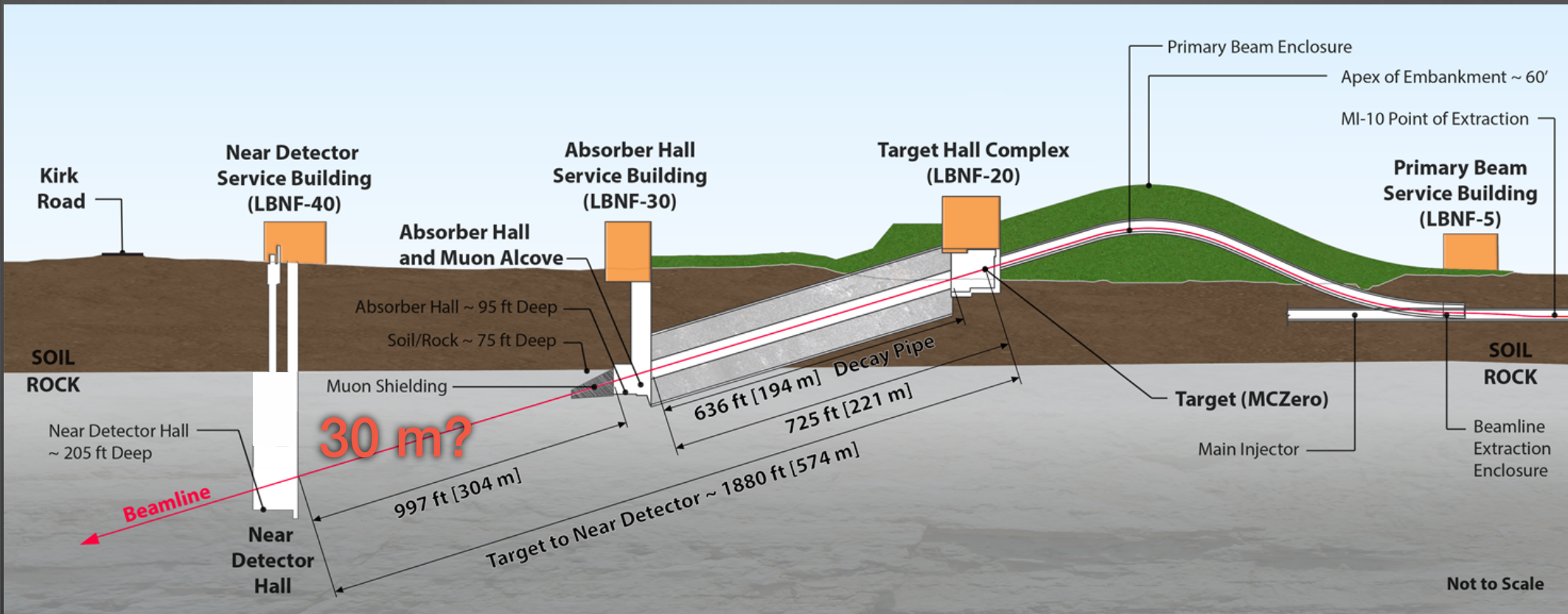


DUNE-PRISM Configuration



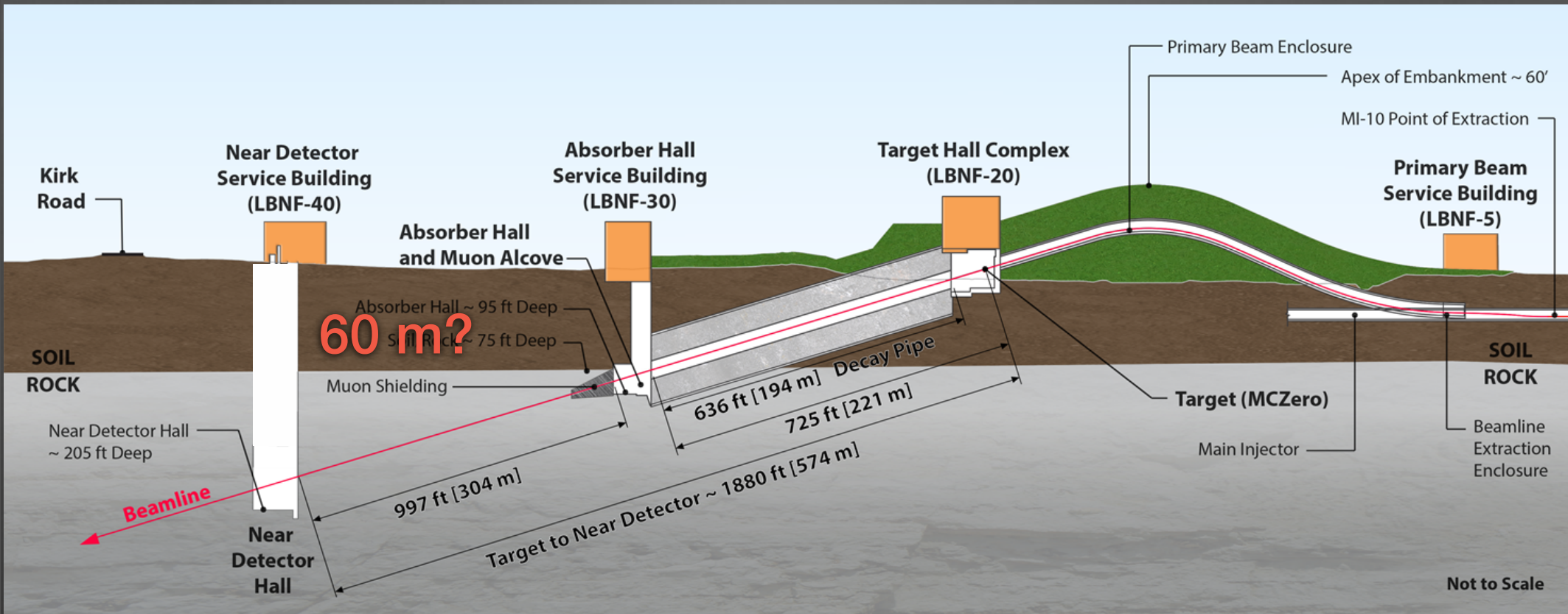
- The floor of the current near detector hall is 62.5 m below the surface
 - Ceiling can likely be raised for minimal additional cost

DUNE-PRISM Configuration



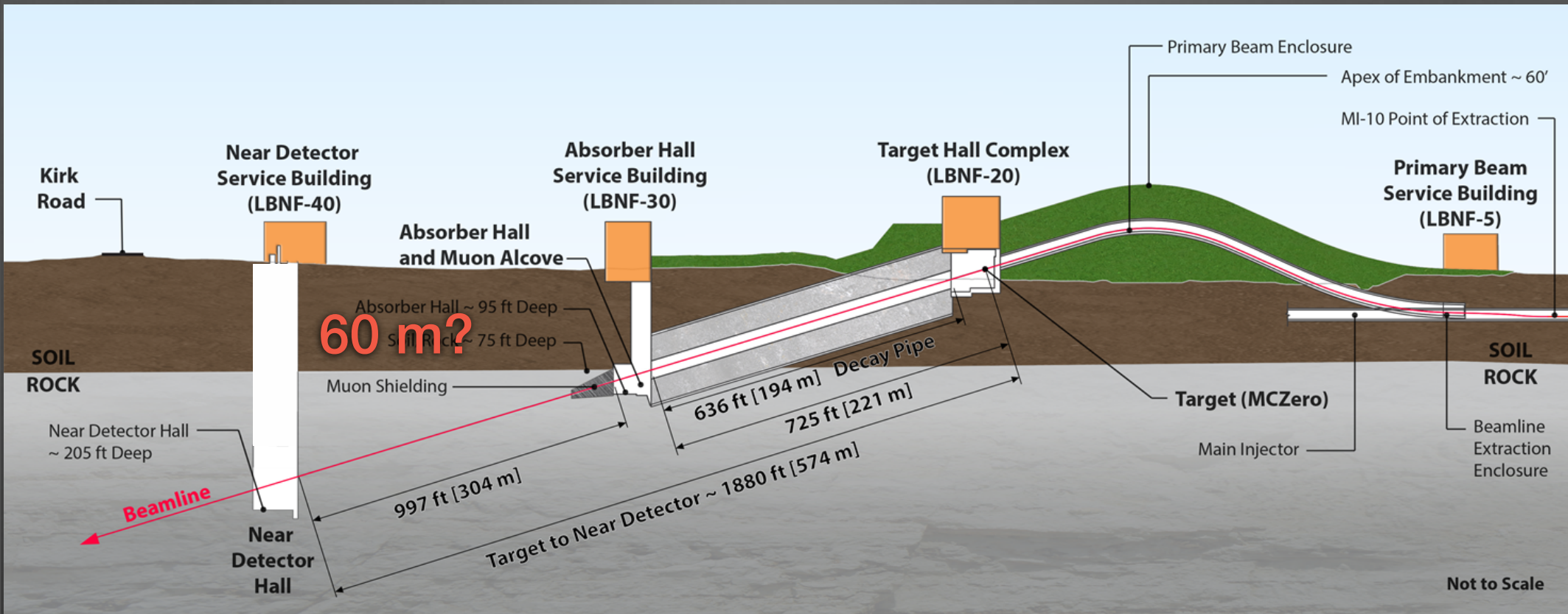
- The floor of the current near detector hall is 62.5 m below the surface
 - Ceiling can likely be raised for minimal additional cost

DUNE-PRISM Configuration



- The floor of the current near detector hall is 62.5 m below the surface
 - Ceiling can likely be raised for minimal additional cost

DUNE-PRISM Configuration

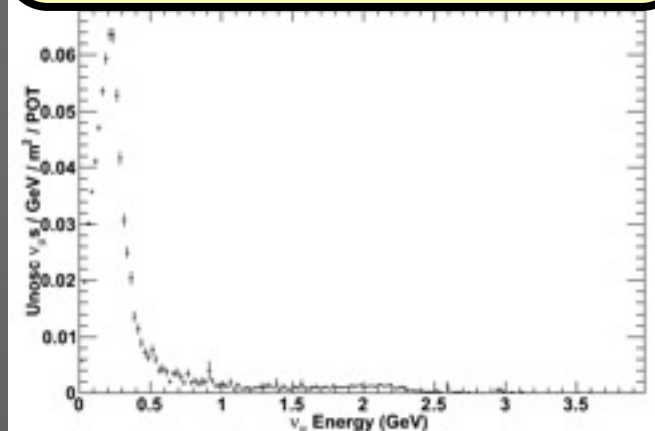


- The floor of the current near detector hall is 62.5 m below the surface
 - Ceiling can likely be raised for minimal additional cost
 - Excavating a pit to the surface provides up to 6.25° (109 mrad) in off-axis angle

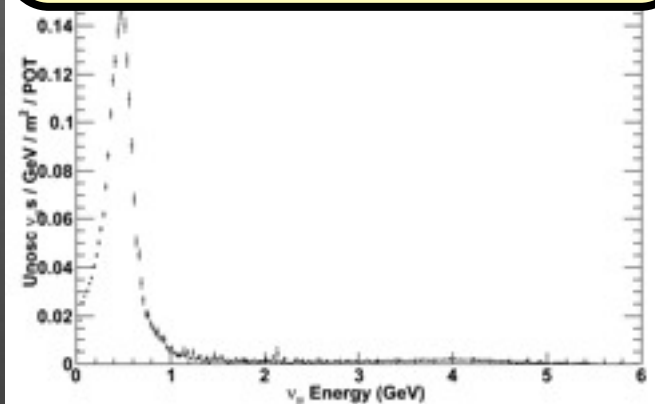
DUNE Flux Fits

- Initial NuPRISM fits have been performed using the DUNE flux
- The following is an initial (crude) feasibility study
 - Many improvements to be made
 - Higher beam MC stats
 - Fits of $\Phi \cdot E_\nu$
 - More careful analysis of kaon peak cancelation
 - etc.
- However, even at this early stage, there is a strong indication that applying the NuPRISM concept to DUNE is possible (next slides)

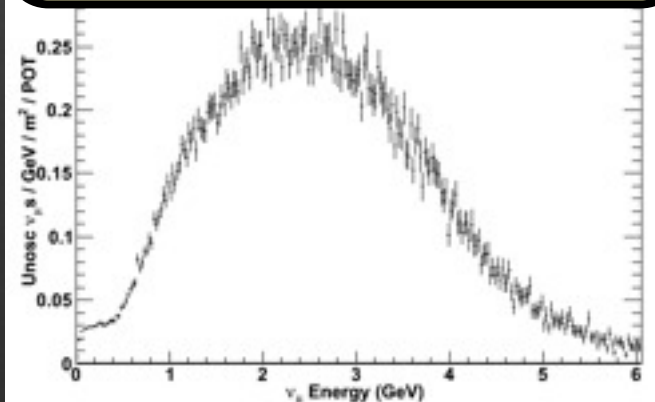
6.0° (105 mrad) Off-axis



2.9° (50 mrad) Off-axis

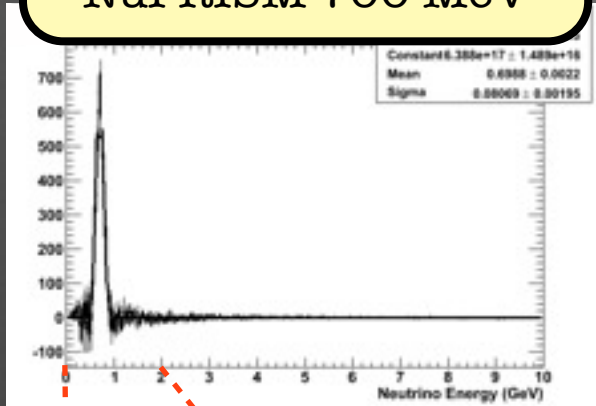


0° (0 mrad) Off-axis

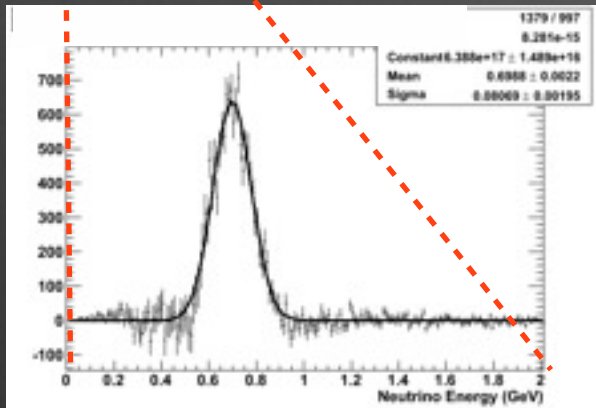


NuPRISM vs 60 m DUNE-PRISM (mid- E_ν)

NuPRISM 700 MeV



zoom

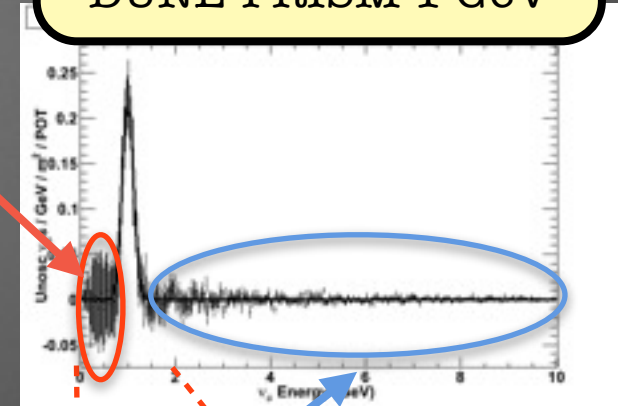


Larger errors at low E are due to more off-axis slices & no flux-weight smoothing

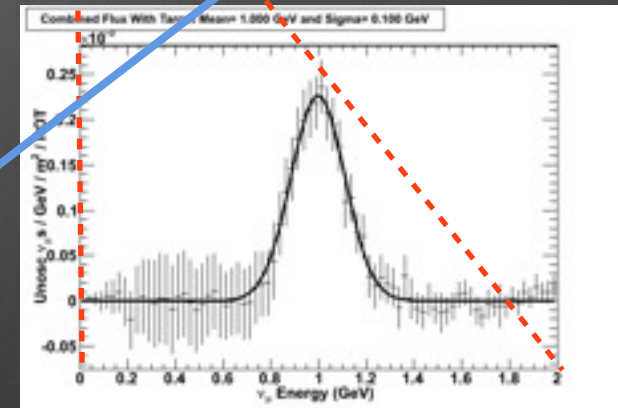
Easy to fix

Good cancelation of high energy flux tail

DUNE-PRISM 1 GeV



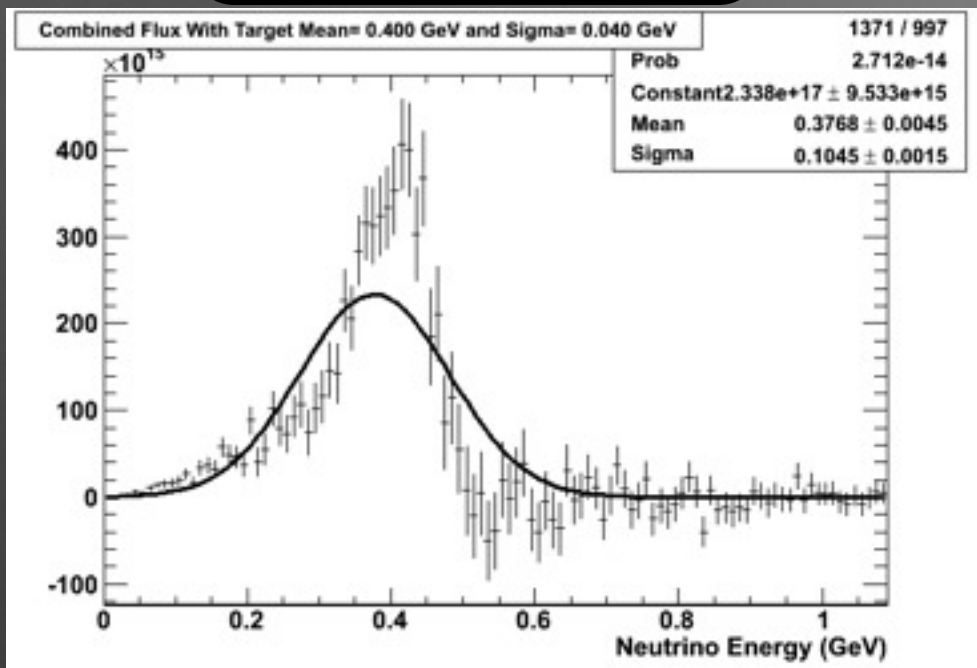
zoom



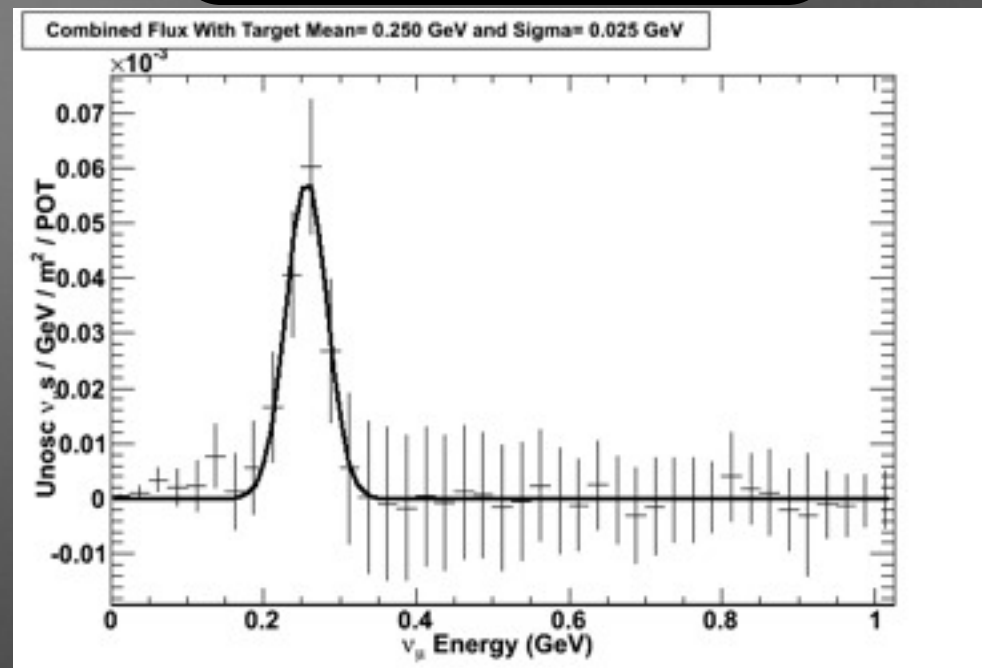
- Similar fit performance for the two detectors

NuPRISM vs 60 m DUNE-PRISM (low- E_ν)

NuPRISM 0.4 GeV



DUNE-PRISM 0.25 GeV

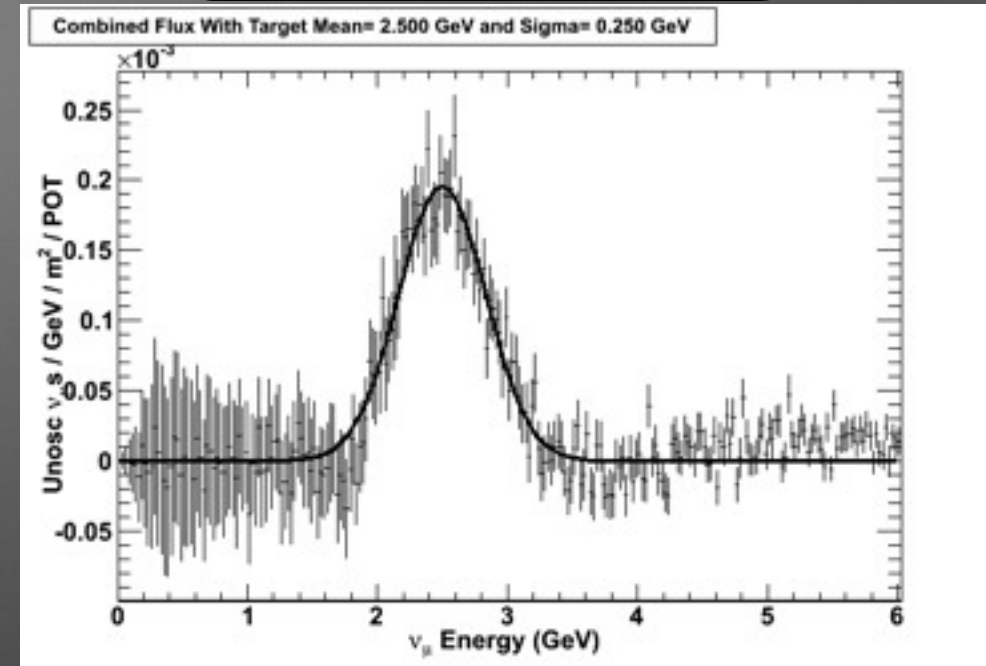
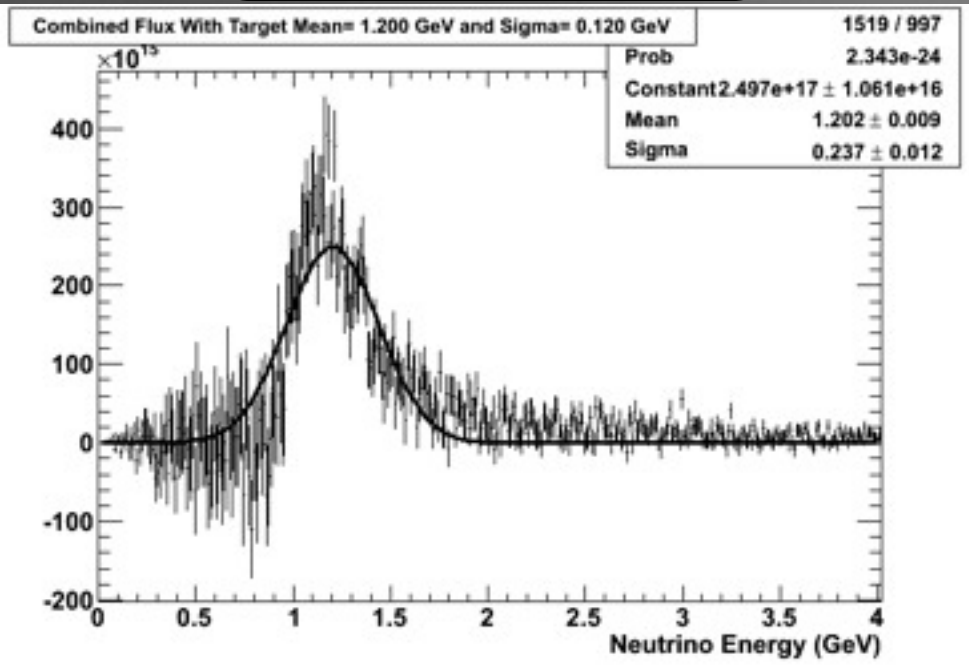


- NuPRISM fits begin to degrade at 400 MeV
 - This is where the most off-axis flux (4°) peaks
- 60 m DUNE-PRISM fits work well down to 250 MeV
 - This is well below the position of the 2nd oscillation maximum

NuPRISM vs 60 m DUNE-PRISM (high- E_ν)

NuPRISM 1.2 GeV

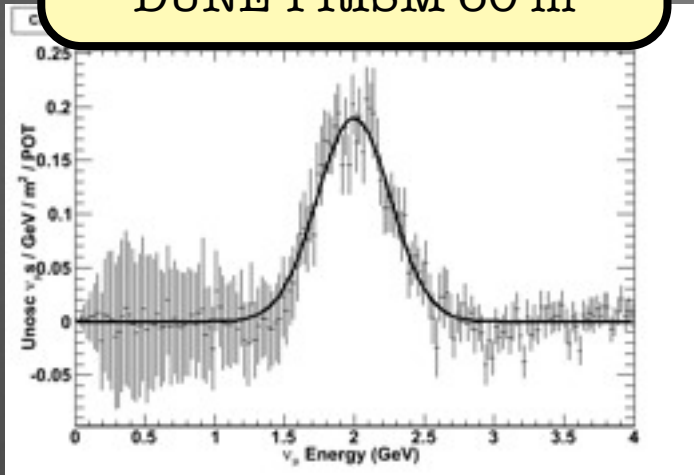
DUNE-PRISM 2.5 GeV



- NuPRISM fits begin to degrade around 1.2 GeV (the on-axis flux peak)
 - This is well above the oscillation maximum (700 MeV)
- 60 m DUNE-PRISM can reach roughly 2.5 GeV
 - Unfortunately, this is near the center of the oscillation maximum
 - It is still very valuable to calibrate detector response from 0 to 2.5 GeV

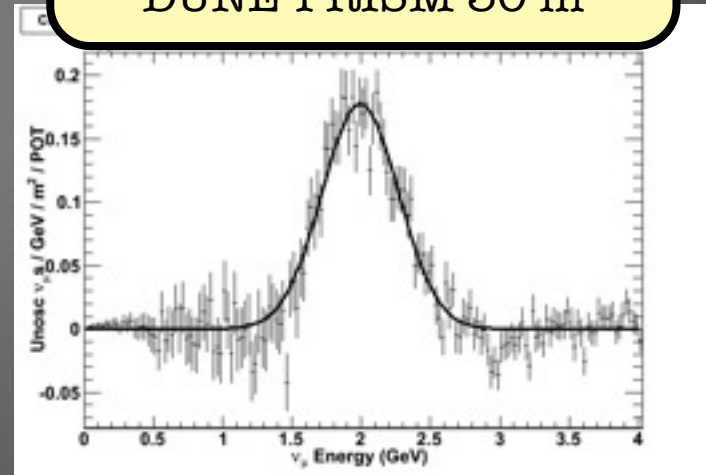
30 m vs 60 m DUNE-PRISM

DUNE-PRISM 60 m

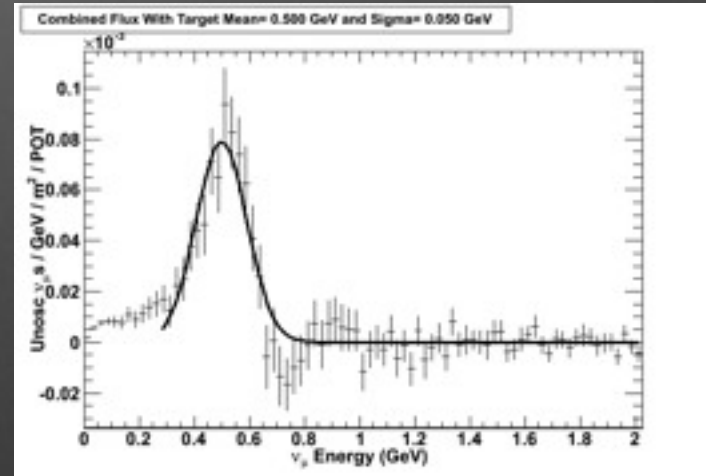
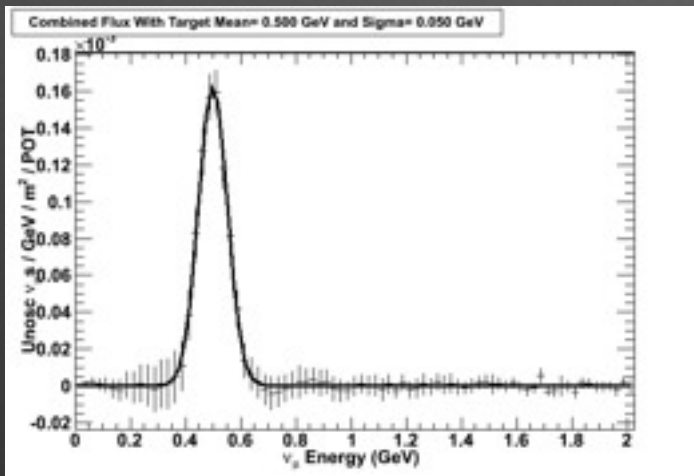


2.0 GeV

DUNE-PRISM 30 m



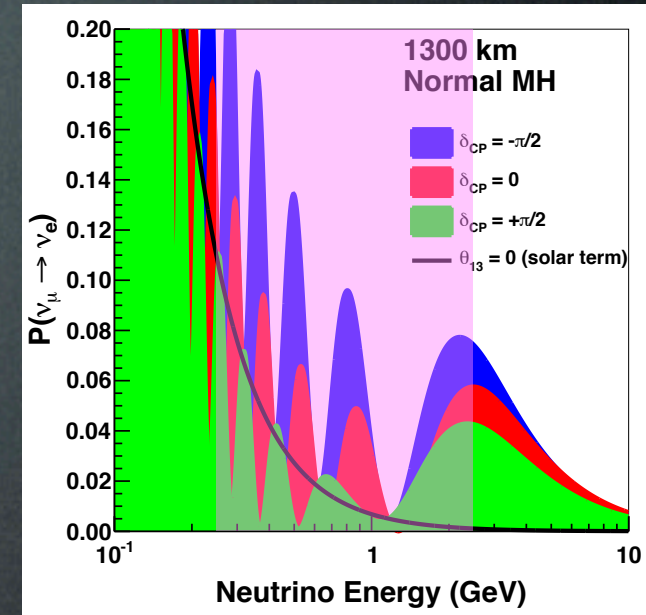
0.5 GeV



- High energy fits are unaffected (recall low-E “noise” is just due to more slices)
- Low energy fits no longer work
 - Lower off-axis range = higher low-E threshold

DUNE-PRISM Summary

- In the current DUNE configuration, DUNE-PRISM cannot fully cover the 1st oscillation maximum
 - The 2nd oscillation maximum is very well covered
- Increasing the beam energy and moving the beam slightly off-axis would improve the situation
 - Current optimization studies disfavor off-axis beams, but this could change as more detailed systematics are incorporated into the analysis
- Even in the current configuration, DUNE-PRISM would allow for a **precise measurement** of $\mathbf{E}_\nu(\mathbf{p}_\mu, \theta_\mu, \mathbf{E}_{\text{hadronic}})$ for $E_\nu < 2.5$ GeV
 - This is a particularly important region where CCQE, CC π , and DIS interactions all contribute



NuPRISM Range

